


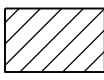
STAGE 30 BUILDING ENVELOPES

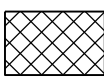
Legend

Refer "Diagrams and Plans" in this document for further definitions.

 Single Storey Building Envelope (wall height not exceeding 3.6m)

 Building to Boundary Zone

 Overlooking Zone - Habitable room windows or raised open spaces are a source of overlooking.

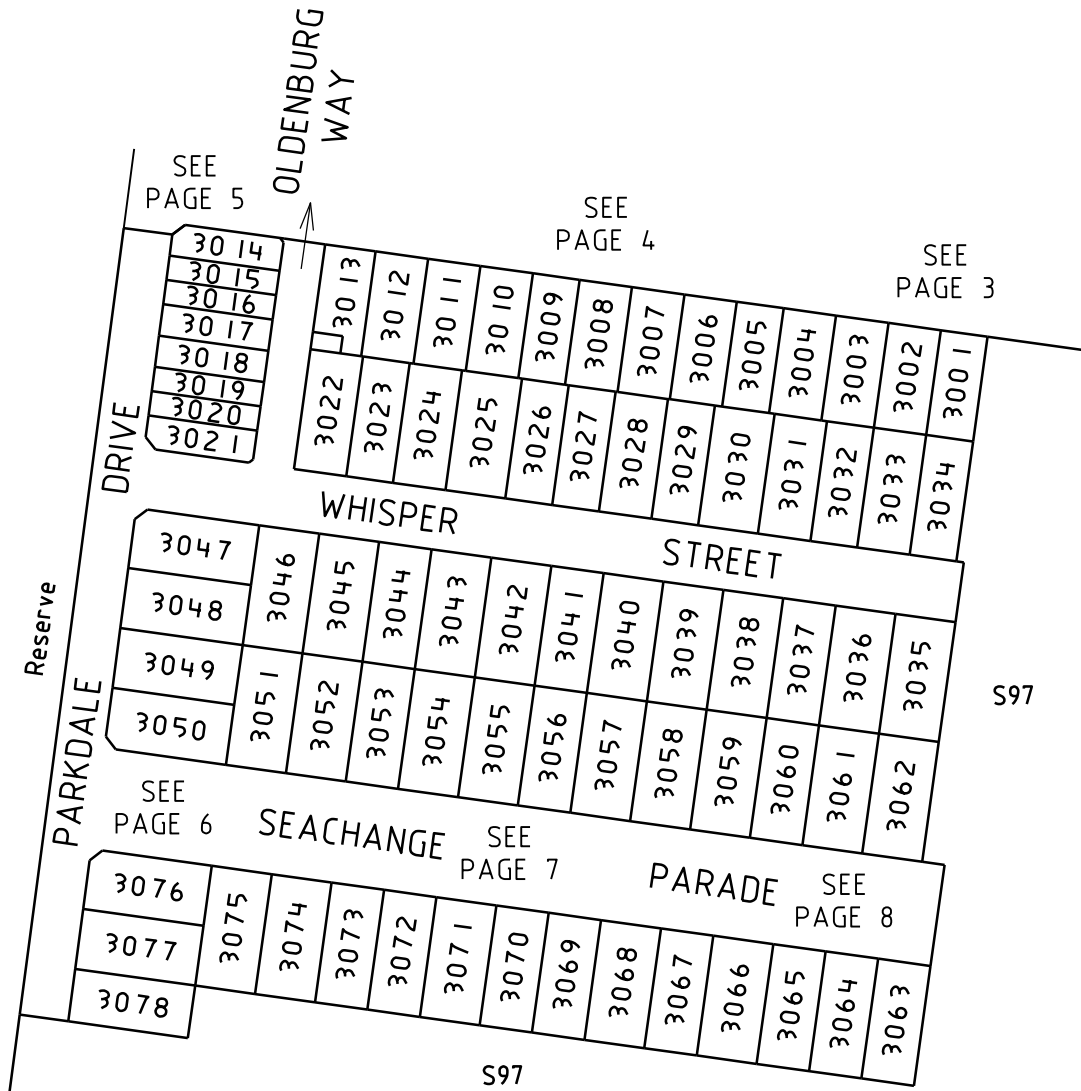
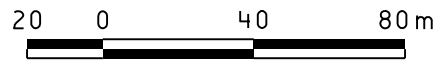
 Non Overlooking Zone - Habitable room windows or raised open spaces are not a source of overlooking.

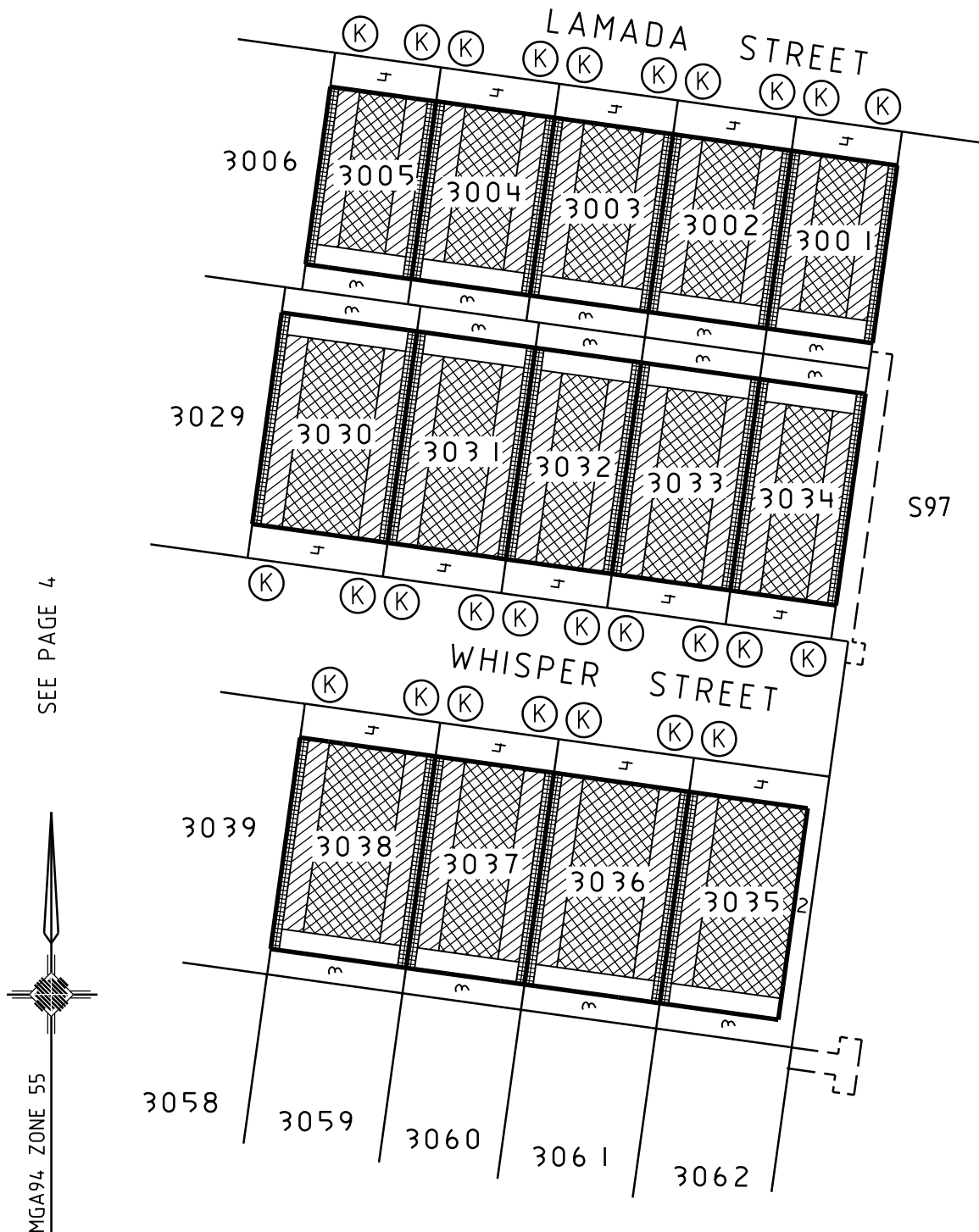
The registered proprietor or proprietors of the lot are required to build in accordance with the approved building envelopes shown hereon and in the "Profile Diagrams" in this document.



WATSONS
URBAN DEVELOPMENT
CONSULTANTS & MANAGERS

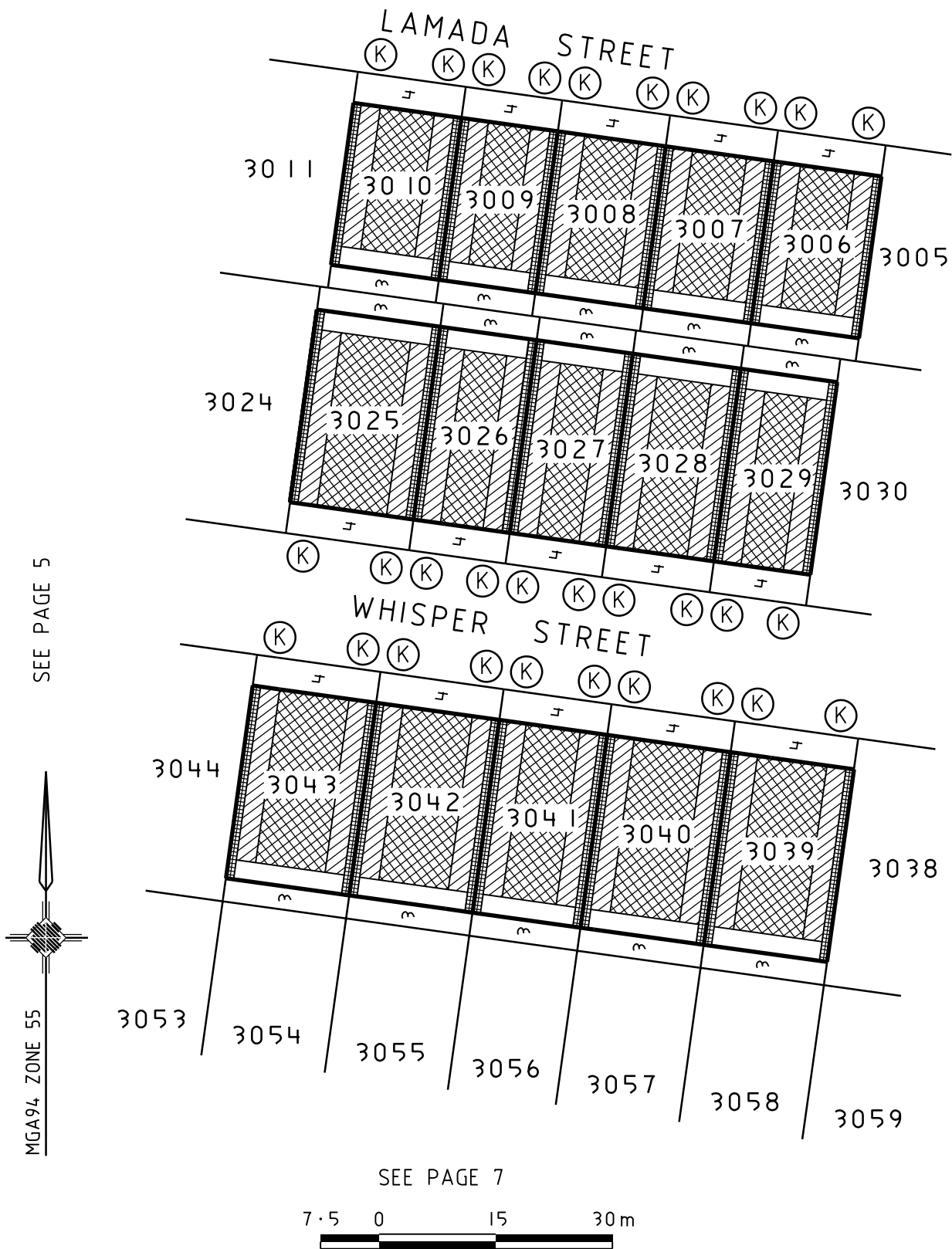
ABN 47 637 509 613





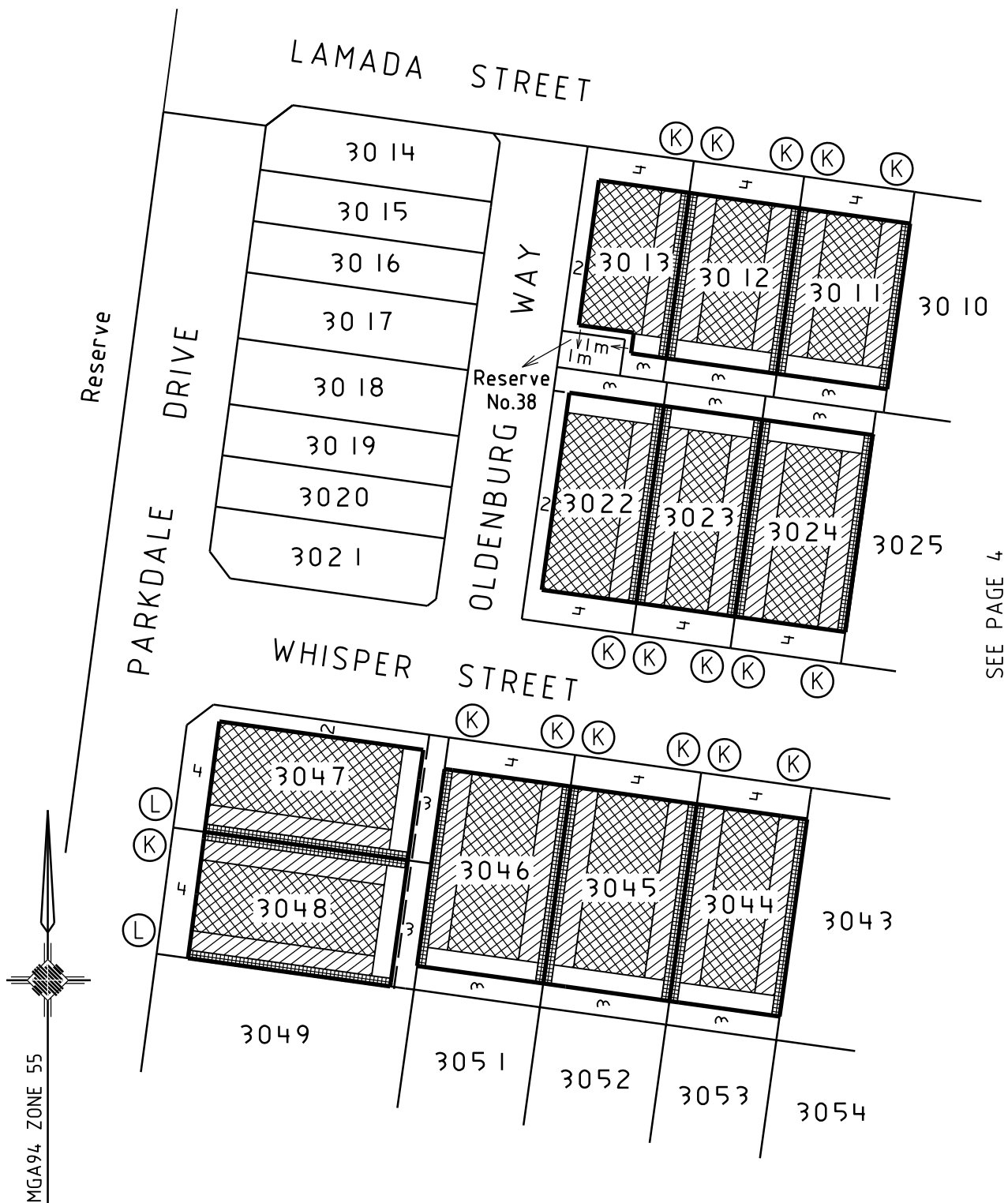
Notations:

1. The Building Envelopes on this plan are shown enclosed by continuous thick lines.
2. This diagram is to be read in conjunction with "Profile Diagrams" in this document.
3. Profile types (A), (B), (C), (D), (E), (F), (G), (H), (I), (J), (K), (L), (R), (S), (T) & (V) are contained in "Profile Diagrams" in this document.
4. Two storey setback within the building envelope at the rear of the properties is 2.5 metres unless shown otherwise.
5. Lots 3014 to 3021 (Both Inclusive) are Townhouse Lots (TH).



Notations:

1. The Building Envelopes on this plan are shown enclosed by continuous thick lines.
2. This diagram is to be read in conjunction with "Profile Diagrams" in this document.
3. Profile types (A), (B), (C), (D), (E), (F), (G), (H), (I), (J), (K), (L), (R), (S), (T) & (V) are contained in "Profile Diagrams" in this document.
4. Two storey setback within the building envelope at the rear of the properties is 2.5 metres unless shown otherwise.
5. Lots 3014 to 3021 (Both Inclusive) are Townhouse Lots (TH).



SEE PAGE 4

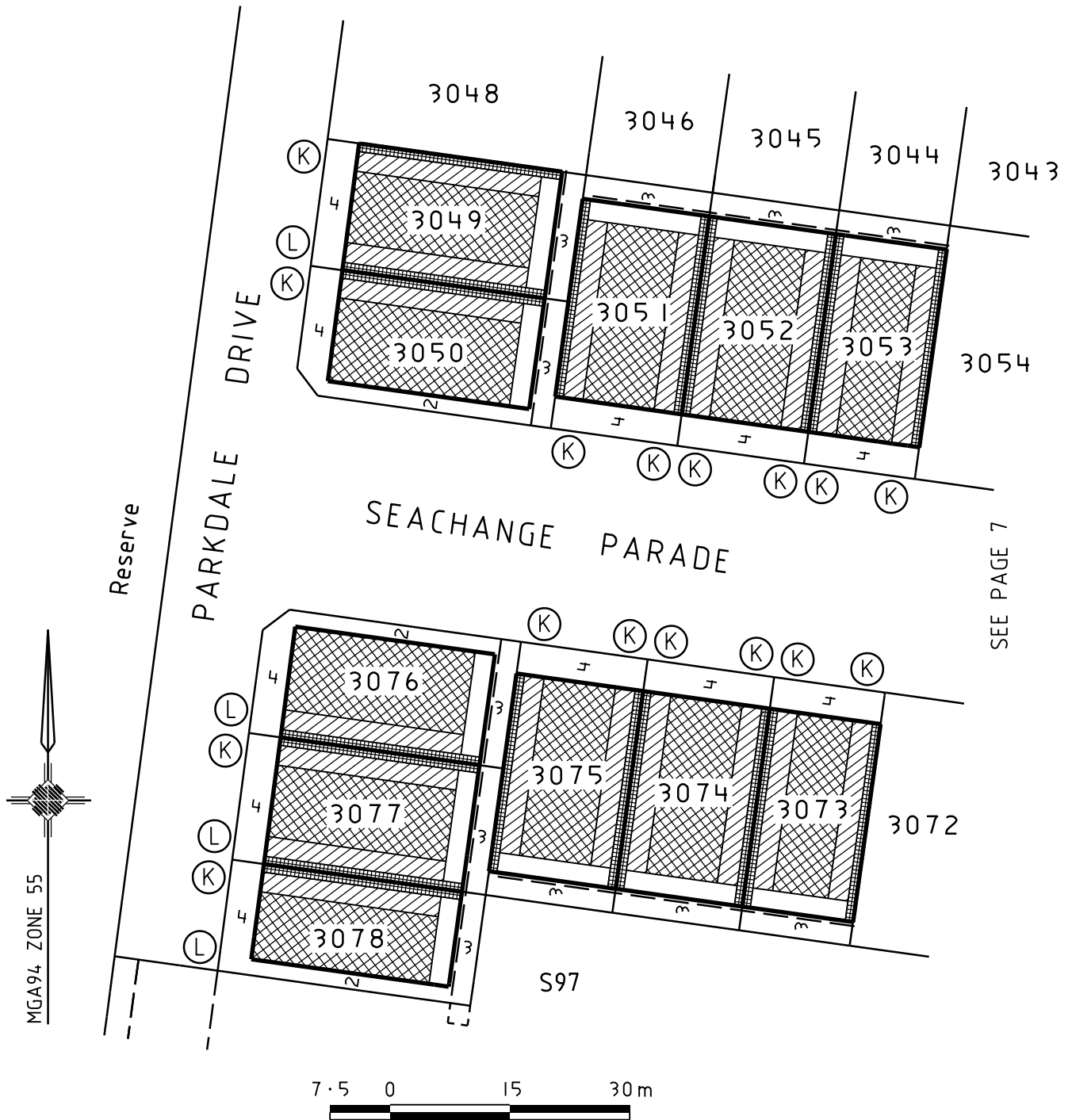
SEE PAGE 6



Notations:

1. The Building Envelopes on this plan are shown enclosed by continuous thick lines.
2. This diagram is to be read in conjunction with "Profile Diagrams" in this document.
3. Profile types (A), (B), (C), (D), (E), (F), (G), (H), (I), (J), (K), (L), (R), (S), (T) & (V) are contained in "Profile Diagrams" in this document.
4. Two storey setback within the building envelope at the rear of the properties is 2.5 metres unless shown otherwise.
5. Lots 3014 to 3021 (Both Inclusive) are Townhouse Lots (TH).

SEE PAGE 5

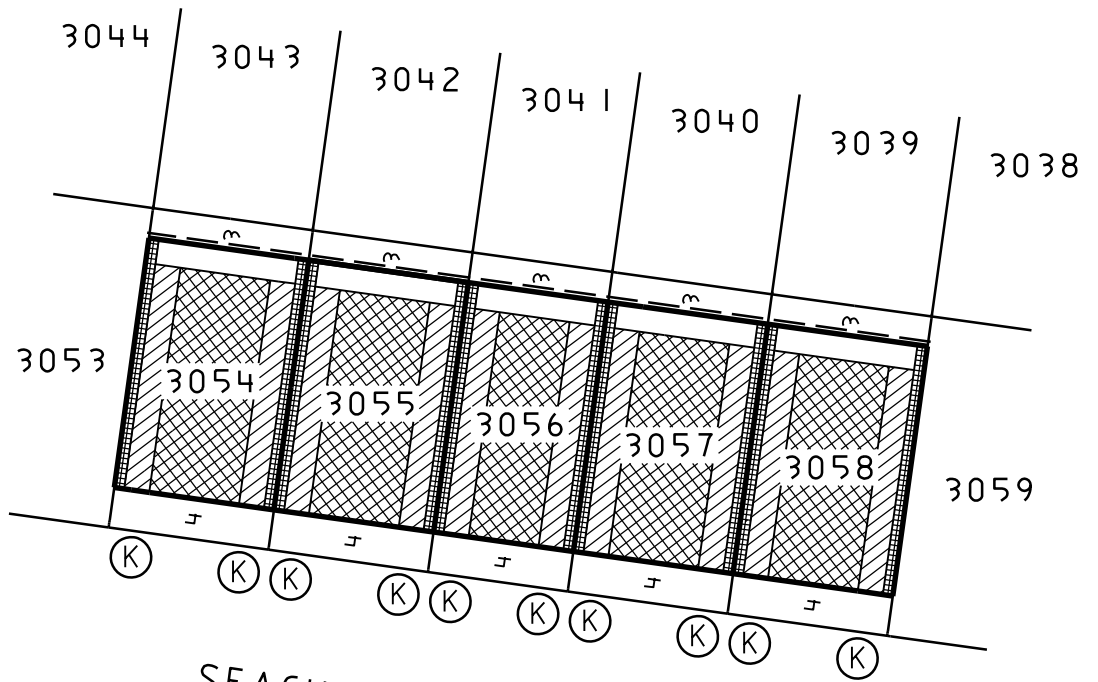


SEE PAGE 7

Notations:

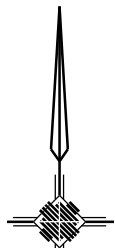
1. The Building Envelopes on this plan are shown enclosed by continuous thick lines.
2. This diagram is to be read in conjunction with "Profile Diagrams" in this document.
3. Profile types (A), (B), (C), (D), (E), (F), (G), (H), (I), (J), (K), (L), (R), (S), (T) & (V) are contained in "Profile Diagrams" in this document.
4. Two storey setback within the building envelope at the rear of the properties is 2.5 metres unless shown otherwise.
5. Lots 3014 to 3021 (Both Inclusive) are Townhouse Lots (TH).

SEE PAGE 4

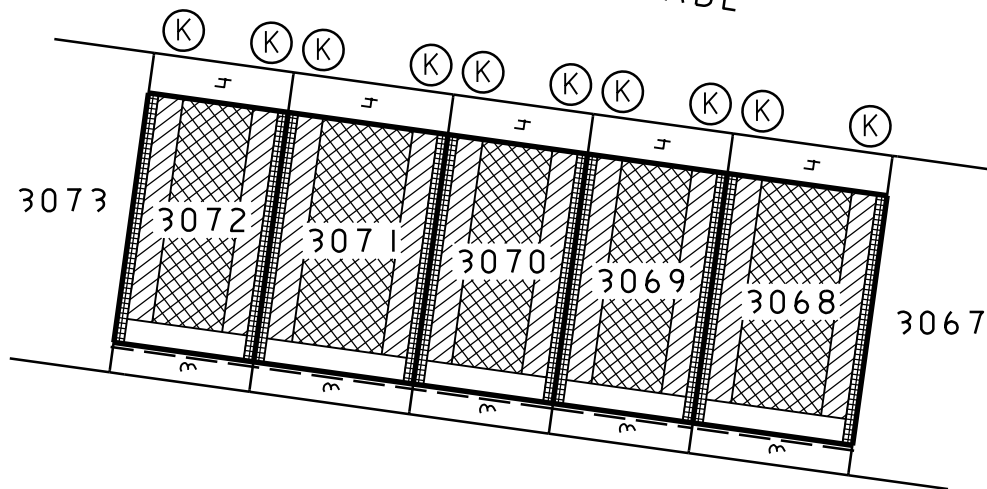


SEE PAGE 6

SEE PAGE 8



MGA94, ZONE 55



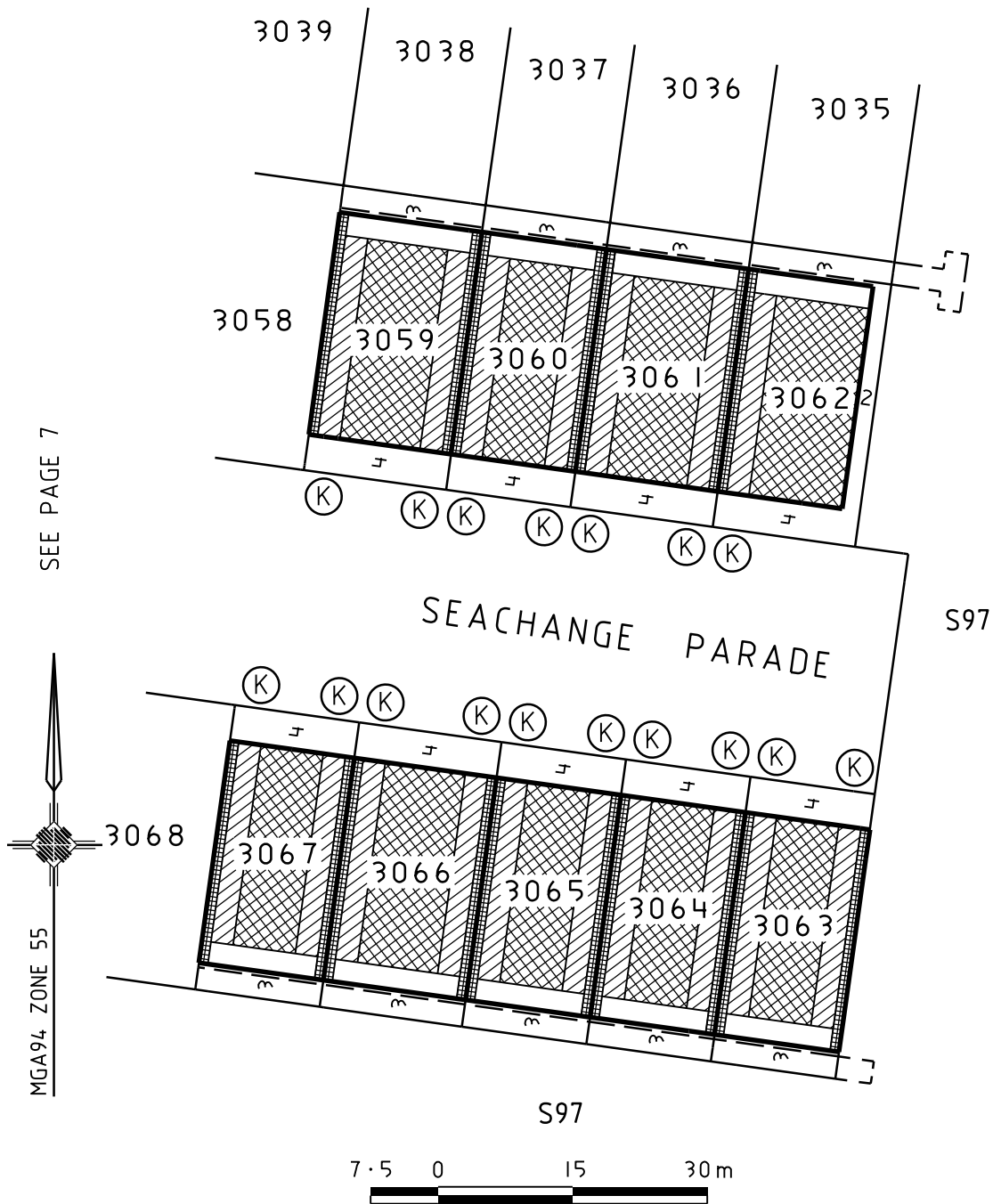
S97



Notations:

1. The Building Envelopes on this plan are shown enclosed by continuous thick lines.
2. This diagram is to be read in conjunction with "Profile Diagrams" in this document.
3. Profile types (A), (B), (C), (D), (E), (F), (G), (H), (I), (J), (K), (L), (R), (S), (T) & (V) are contained in "Profile Diagrams" in this document.
4. Two storey setback within the building envelope at the rear of the properties is 2.5 metres unless shown otherwise.
5. Lots 3014 to 3021 (Both Inclusive) are Townhouse Lots (TH).

SEE PAGE 3



Notations:

1. The Building Envelopes on this plan are shown enclosed by continuous thick lines.
2. This diagram is to be read in conjunction with "Profile Diagrams" in this document.
3. Profile types (A), (B), (C), (D), (E), (F), (G), (H), (I), (J), (K), (L), (R), (S), (T) & (V) are contained in "Profile Diagrams" in this document.
4. Two storey setback within the building envelope at the rear of the properties is 2.5 metres unless shown otherwise.
5. Lots 3014 to 3021 (Both Inclusive) are Townhouse Lots (TH).