

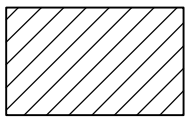
BUILDING ENVELOPES

LEGEND


Refer "Diagrams and Plans" in this document for further definitions




Single Storey Building Envelope (Height not exceeding 3.6m)



Overlooking Zone - Habitable room windows / raised open spaces are a source of overlooking

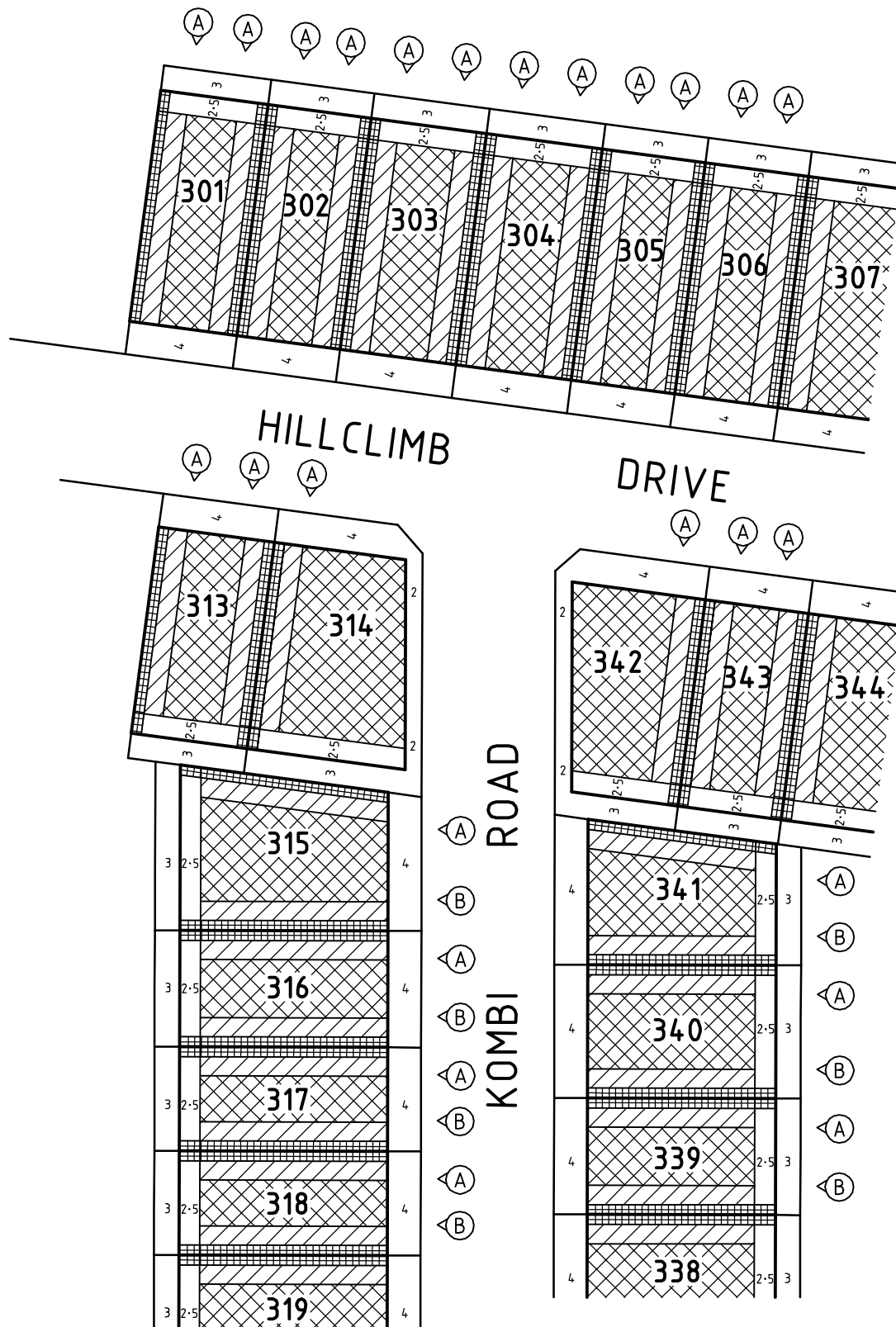


Non Overlooking Zone Habitable room windows / raised open spaces are not a source of overlooking



Building to Boundary Zone

The registered proprietor or proprietors of the lot are required to build in accordance with building envelopes shown hereon and in the "Profile Diagrams" in this document



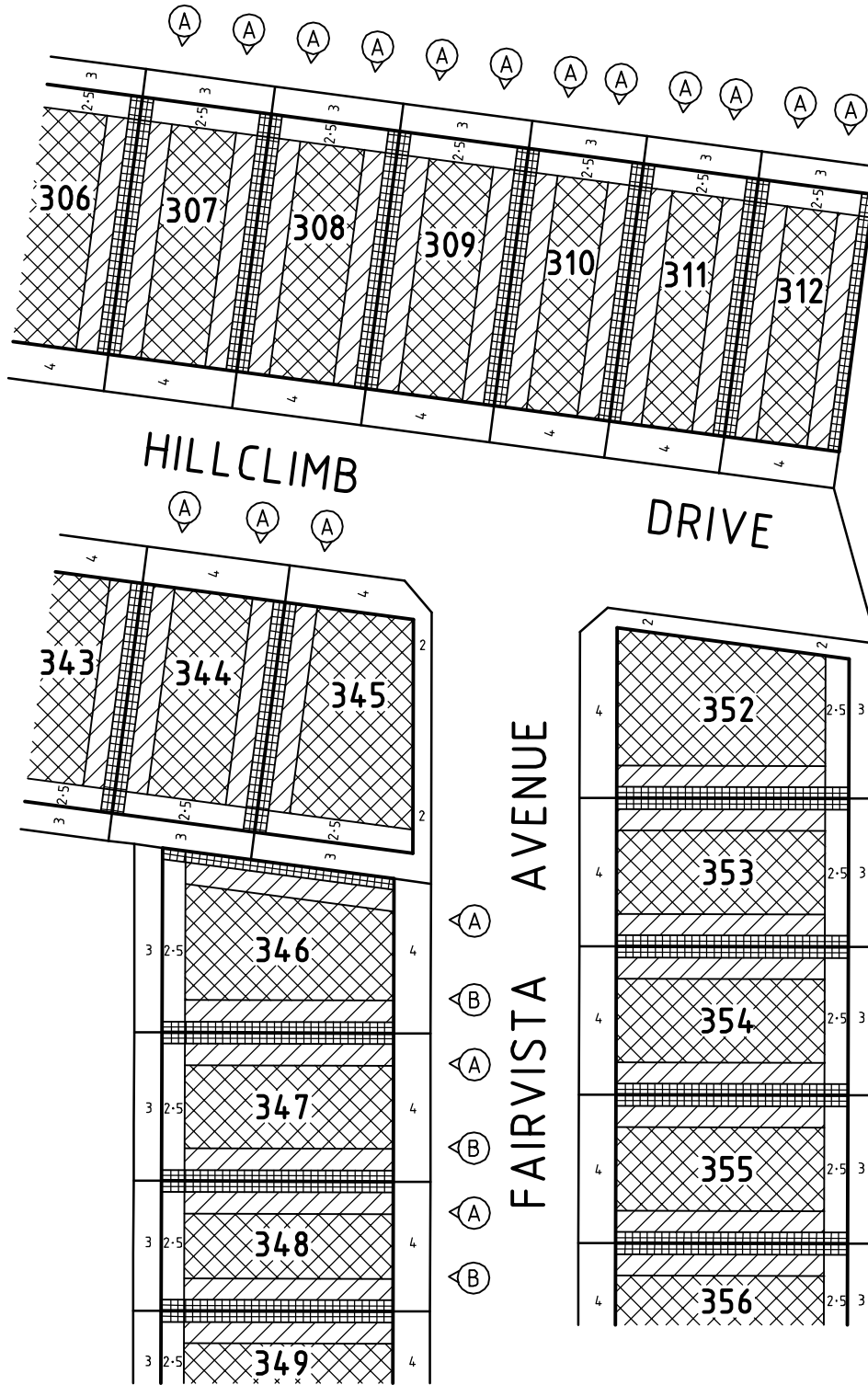
0 7.5 15 30
Scale 1:750 @ A4

SEE SHEET 4

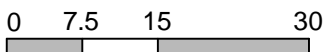
Notations:
1 - The Building Envelopes on this plan are shown enclosed by continuous thick lines
2 - This diagram is to be read in conjunction with "Profile Diagrams" in this document
3 - Profile types A & B are contained in "Profile Diagrams" in this document

ref: 3440248sEST03-BE
date: 16-08-10
version: A

SEE SHEET 2



SEE SHEET 5



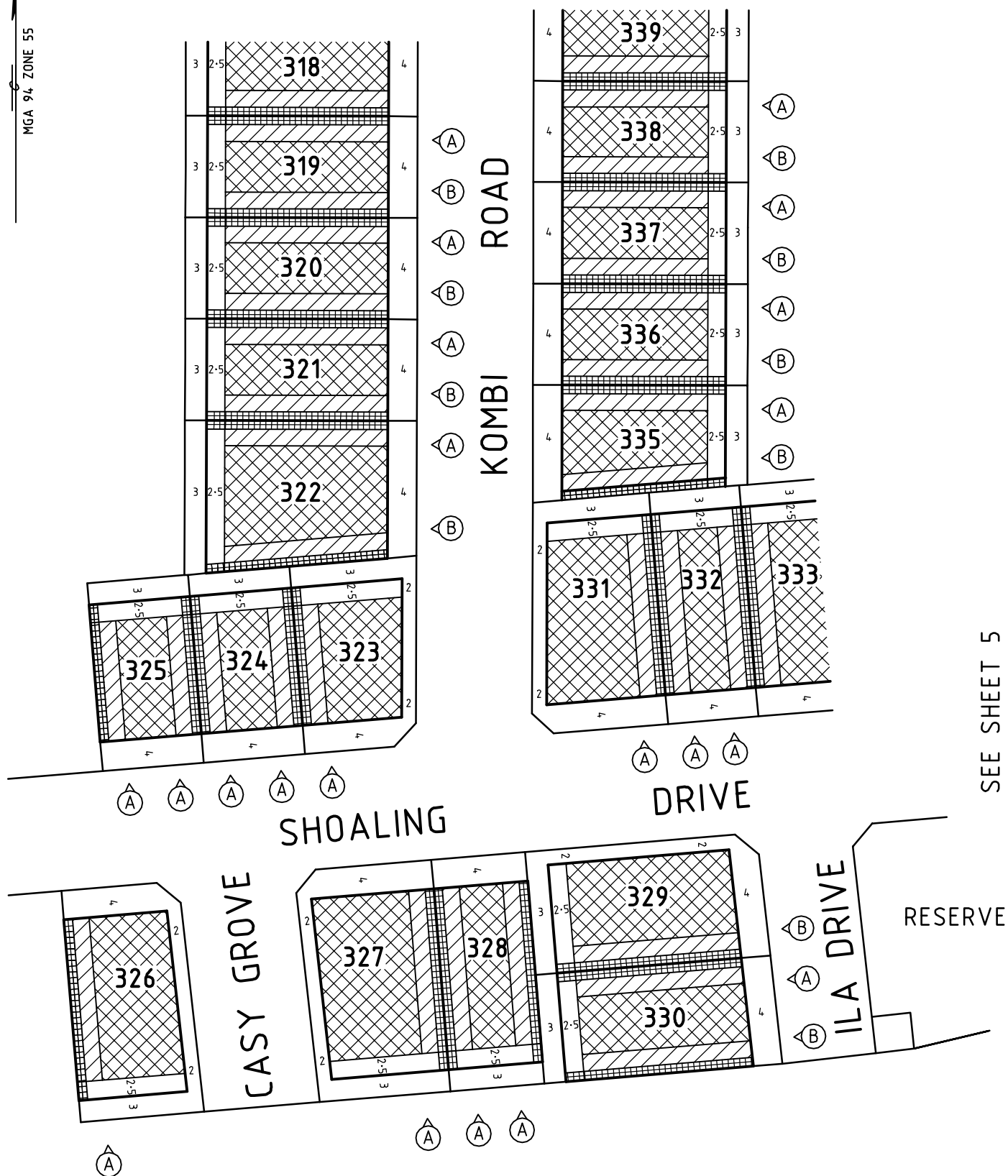
Scale 1:750 @ A4

- Notations:
- 1 - The Building Envelopes on this plan are shown enclosed by continuous thick lines
 - 2 - This diagram is to be read in conjunction with "Profile Diagrams" in this document
 - 3 - Profile types A & B are contained in "Profile Diagrams" in this document

ref: 3440248sEST03-BE
date: 16-08-10
version: A

SEE SHEET 2

MGA 94, ZONE 55



SEE SHEET 5

0 7.5 15 30

Scale 1:750 @ A4

Notations:
 1 - The Building Envelopes on this plan are shown enclosed by continuous thick lines
 2 - This diagram is to be read in conjunction with "Profile Diagrams" in this document
 3 - Profile types A & B are contained in "Profile Diagrams" in this document

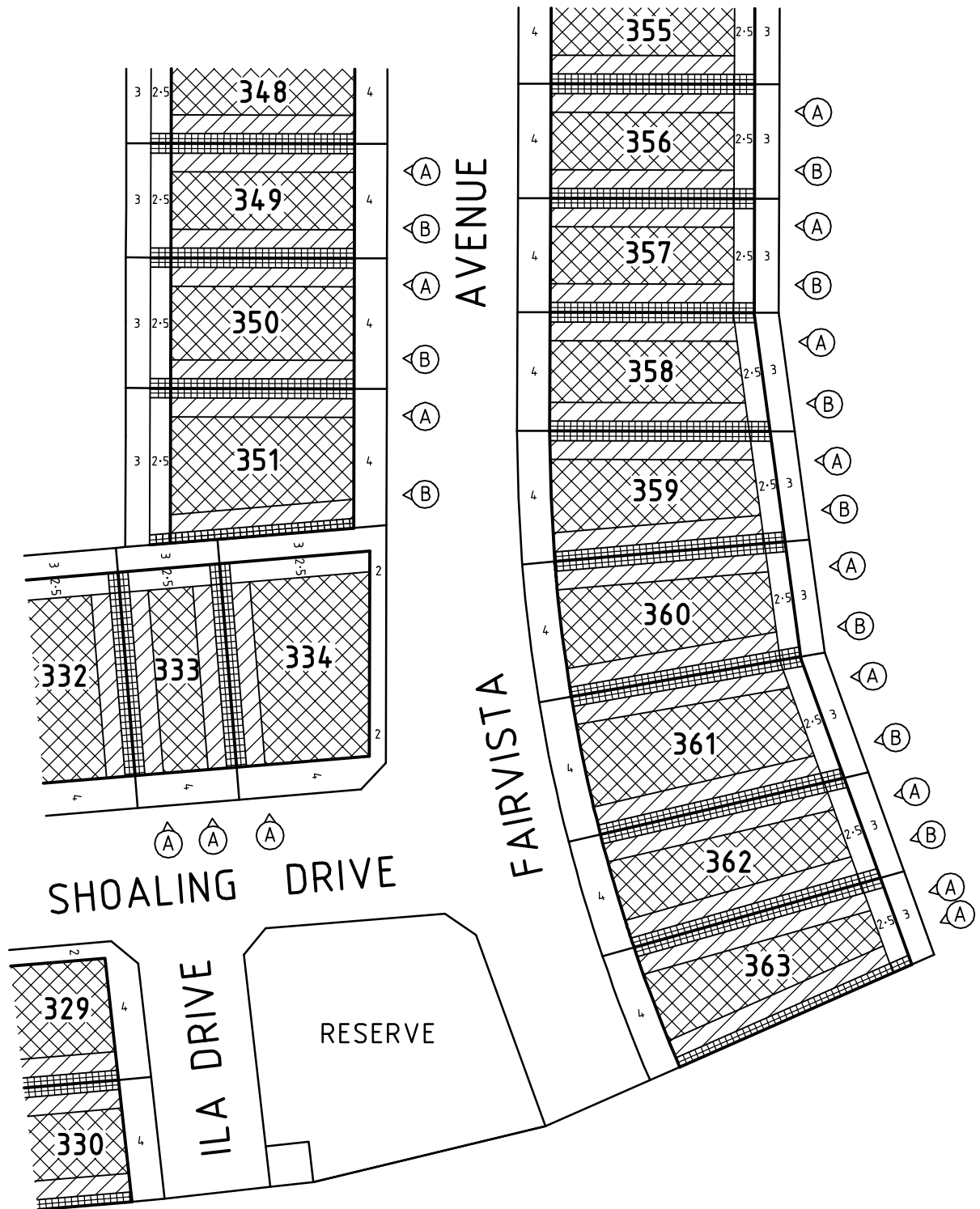
ref: 3440248sEST03-BE
 date: 16-08-10
 version: A

smec
urban
 consulting group

Geelong Tel +61 3 5228 3100

SEE SHEET 3

SEE SHEET 4

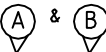


0 7.5 15 30

Scale 1:750 @ A4

Notations:

- 1 - The Building Envelopes on this plan are shown enclosed by continuous thick lines
- 2 - This diagram is to be read in conjunction with "Profile Diagrams" in this document
- 3 - Profile types A & B are contained in "Profile Diagrams" in this document



ref: 3440248sEST03-BE
 date: 16-08-10
 version: A