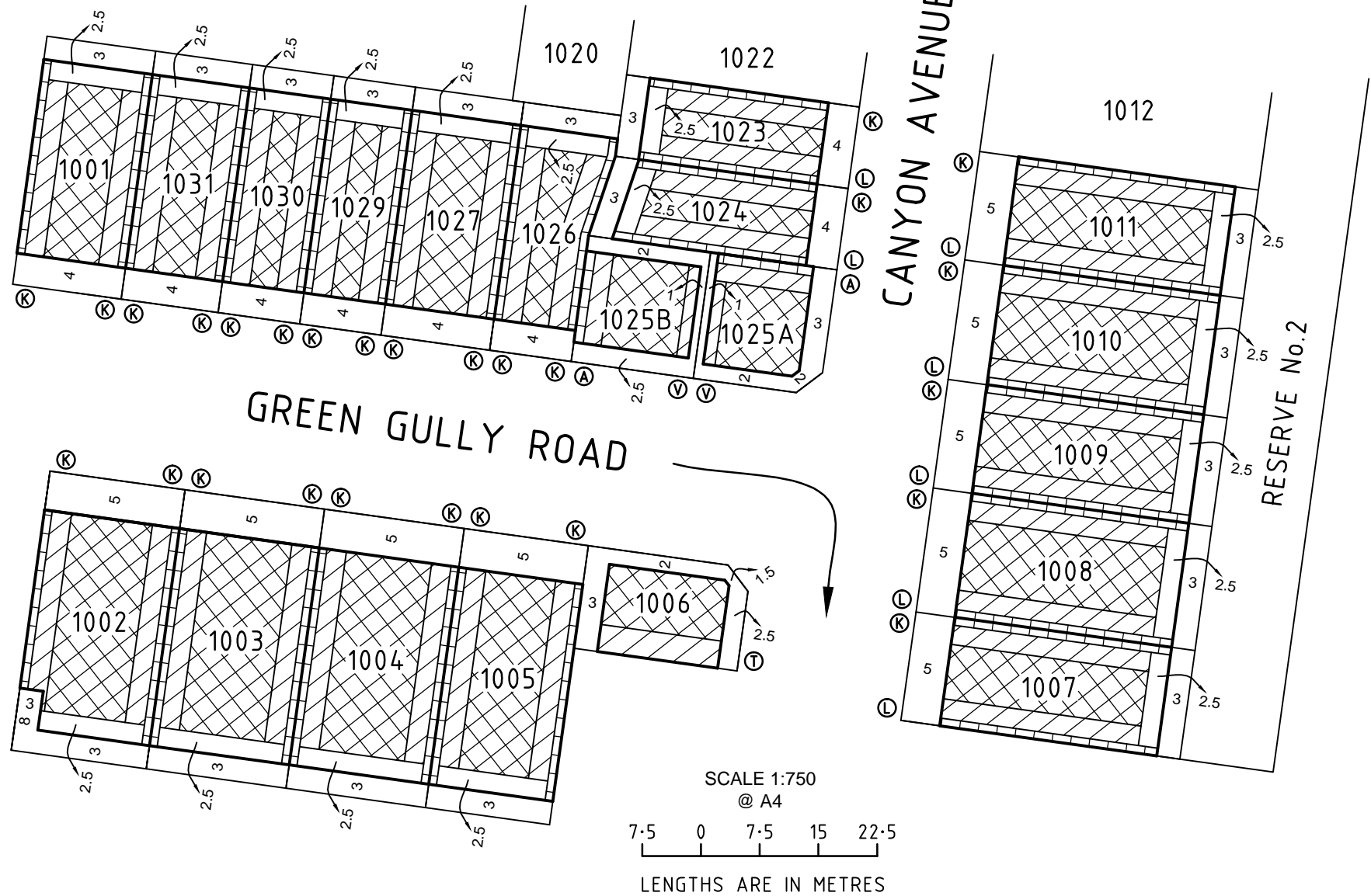


MGA94, ZONE 55



Beveridge Williams
development & environment consultants

Melbourne ph : 03 9524 8888

Notations:

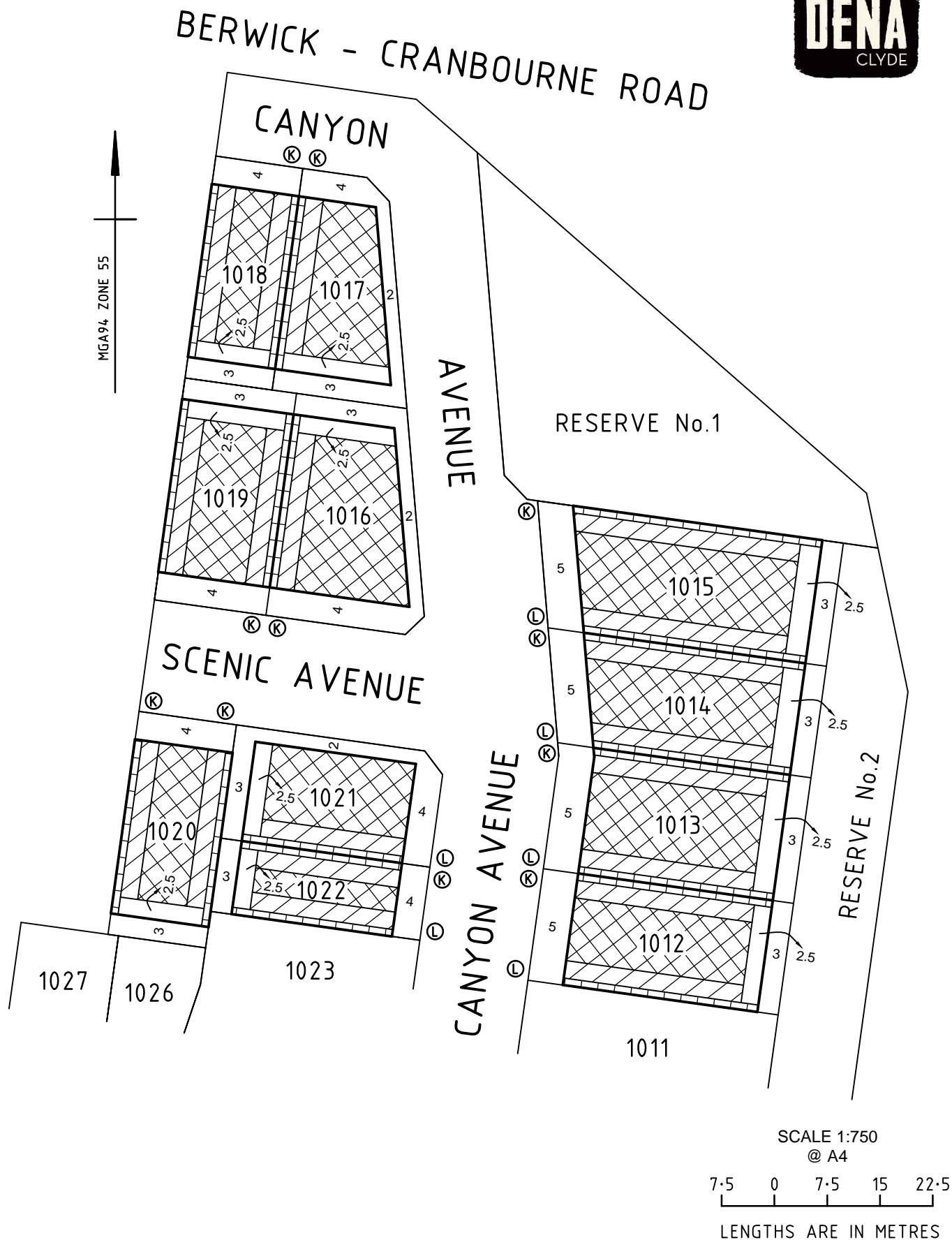

1. The Building Envelopes on this plan are shown enclosed by continuous thick lines.
2. This diagram is to be read in conjunction with "Profile Diagrams" in this document.
3. Profile types (A), (K), (L), (T) & (V) are contained in "Profile Diagrams" in this document.

Additional Notations

- Garage setbacks between 3m and 5m is not permitted.
- Minimum open space requirement is 25m² with a 3m minimum width.
- Maximum site building coverage is 70%.
- Portico encroachment of 1000mm into the front setback

Additional Notations

- Garage setbacks between 3m and 5m not permitted.
- Minimum open space requirement is 25m² with a 3m minimum width.
- Maximum site building coverage is 70%.
- Portico encroachment of 1000mm into the front setback



Beveridge Williams

development & environment consultants

Melbourne ph : 03 9524 8888

Notations:

1. The Building Envelopes on this plan are shown enclosed by continuous thick lines.
2. This diagram is to be read in conjunction with "Profile Diagrams" in this document.
3. Profile types (K) & (L) are contained in "Profile Diagrams" in this document.