

**CITY OF CASEY  
PARKS & RESERVES**

APPROVED BY: \_\_\_\_\_  
DATE: 27-01-2015

**Notes:**  
- All visible fence components are to be painted Dulux 'Regency Green' including sides of posts, top of posts and caps. In accordance with paint manufacturers recommendations  
- All screws are to be Class 4 self tapping  
- No screws are to protrude through any surface. In the event this does happen points will be filed down to the satisfaction of the Superintendent.  
- All fence components visible are to be painted green including but not limited to sides of exposed posts, top of posts and capping.  
- Fence to be stabilized by placing one return panel every allotment boundary unless directed otherwise by Superintendent.  
- All pinh joints are centrally located at the base of P2

**Member Schedule:**

Posts:	P1 125 x 125 cypress pine or hardwood
	P2 125 x 75 cypress pine or hardwood
Rails:	R1 75 x 50 hardwood
Plinth:	PL 150 x 25 treated pine
Capping:	C1 90 x 45 treated pine
Palling:	PA 12mm thick treated pine or hardwood

**PLANT SCHEDULE**

CODE	BOTANICAL NAME	COMMON NAME	HEIGHT X WIDTH	POT SIZE	QTY
<b>STREET TREES</b>					
A.r.	<i>Acer rubrum</i> 'October Glory'	October Glory Maple	12-1403-10m	75L/2m	1
E.m.	<i>Eucalyptus manifestra</i> 'Little Spotty'	Brittle Gum	7 x 4m	45L/1.5m	6
P.c.	<i>Pyrus calleryana</i> 'Chanticleer'	Chanticleer Pear	10-12x6-8m	45L/1.5m	14
E.E.	<i>Eucalyptus tereticornis</i>	Red Gum	10-20 x 5m	45L/1.5m	10

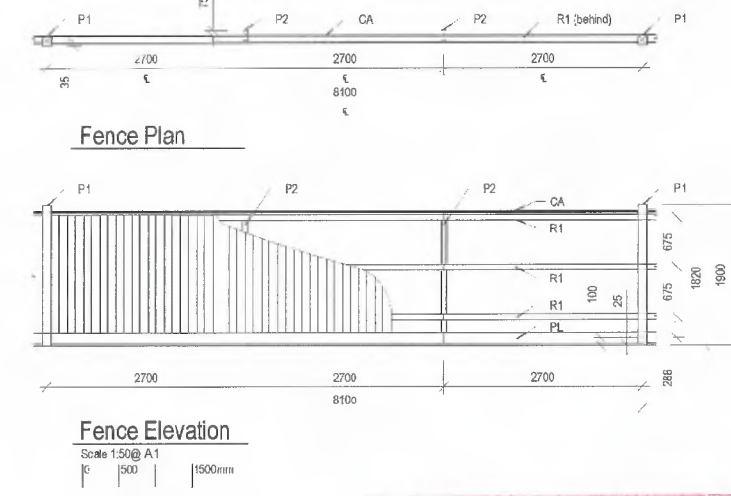
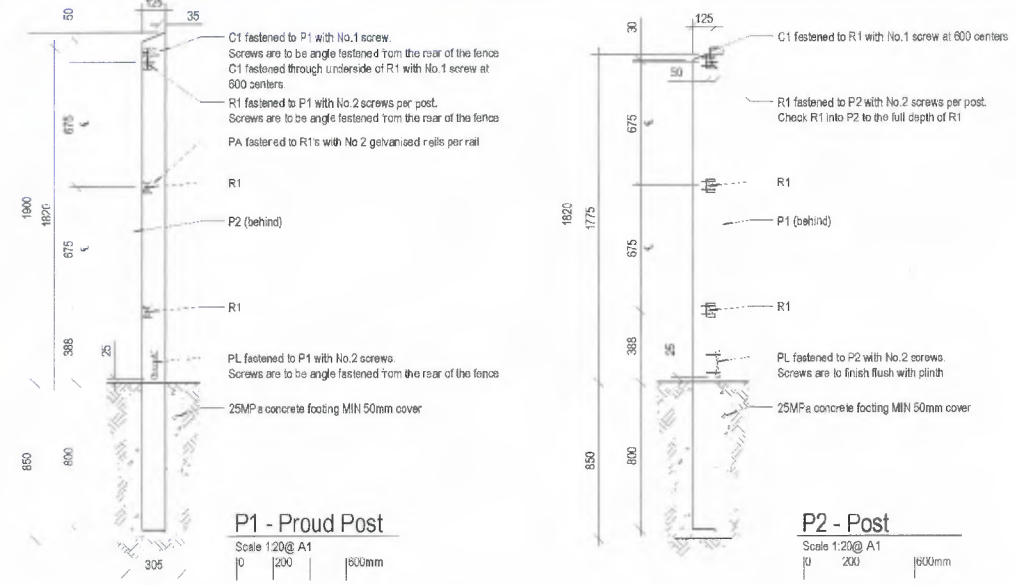
**LEGEND**

- STAGE BOUNDARY
- FOOTPATH (By Civil)
- PROPOSED STREET TREES
- GRASSED NATURE STRIP
- PALING FENCE (REFER DETAIL A)
- TELSTRA
- GAS
- WATER
- ELECTRICITY
- DRAINAGE
- STREET LIGHTING

**TYPICAL TREE OFFSETS**

ITEM	DISTANCE
Service crossing	2.0m
Driveway crossover	3.0m
Light pole	4.0m
Pit	2.0m
Intersection	10.0m
Footpath	1.2m

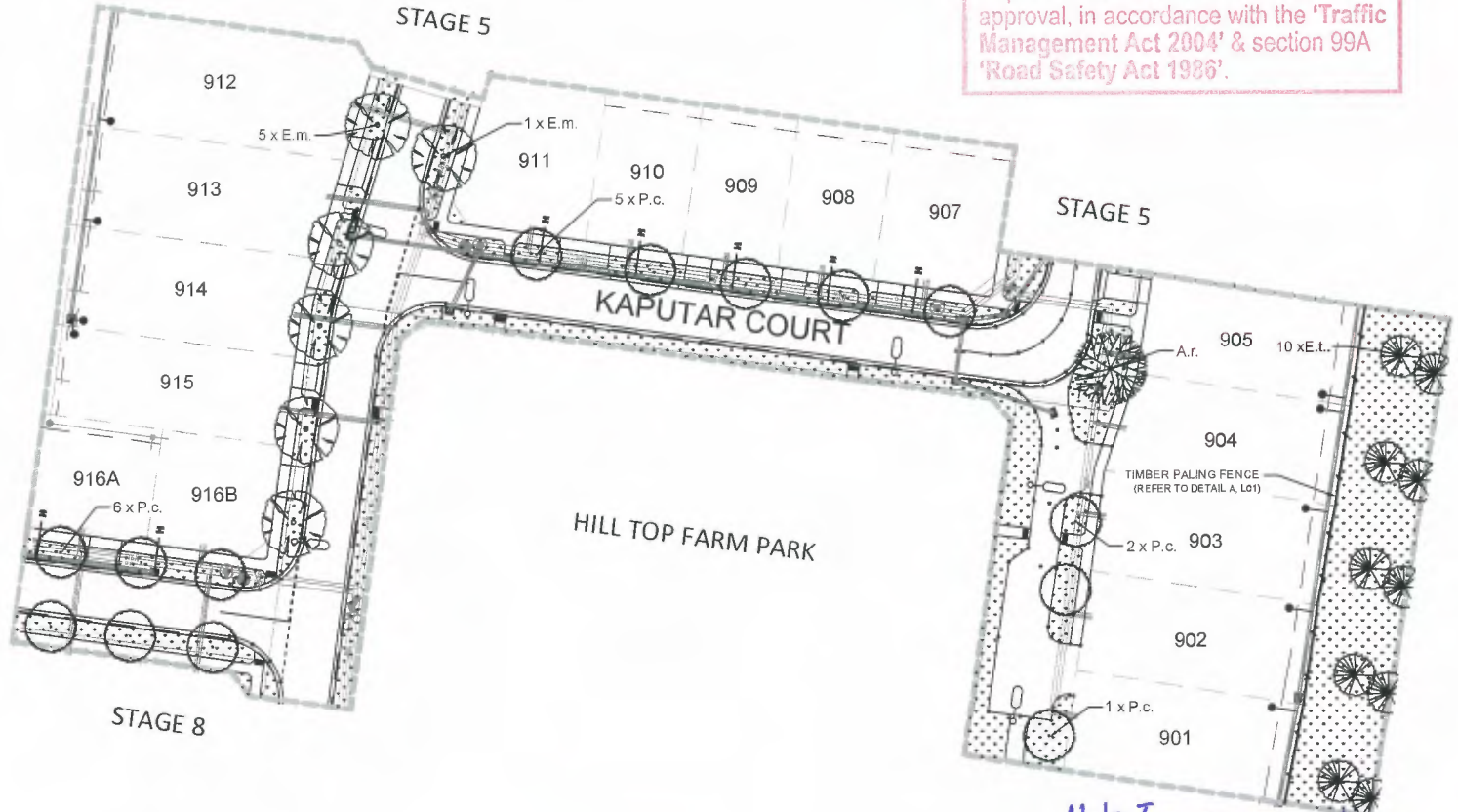
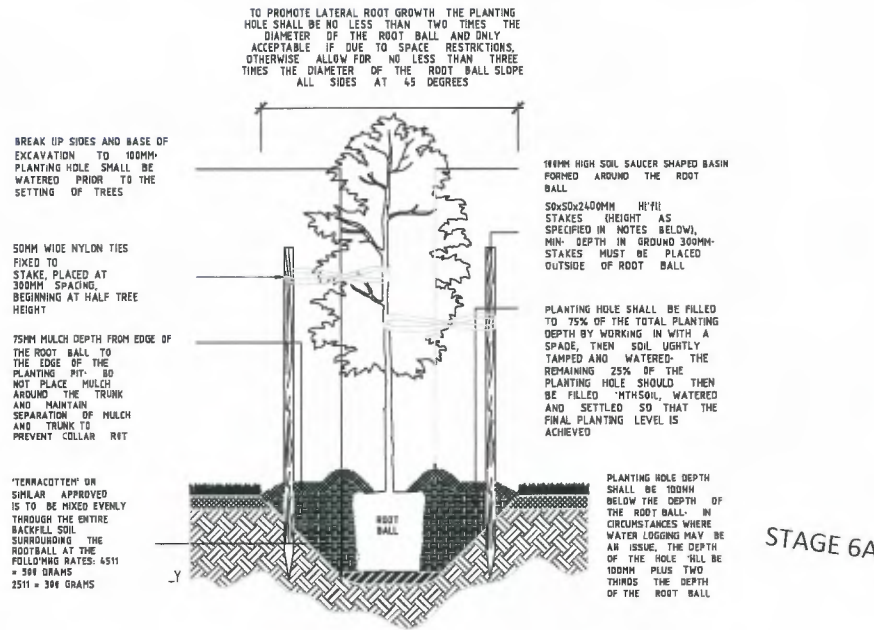
**WARNING**  
BEWARE OF UNDERGROUND SERVICES  
THE LOCATIONS OF UNDERGROUND SERVICES ARE APPROXIMATE ONLY AND THEIR EXACT POSITION SHOULD BE CHECKED ON SITE. NO GUARANTEE IS GIVEN THAT ALL EXISTING SERVICES ARE SHOWN.



**A CITY OF CASEY STANDARD TIMBER PALING FENCE DETAIL  
SCALE AS SHOWN**

**NOTE:** Prior to the commencement of works a Traffic Management Plan is required to be submitted to Council for approval, in accordance with the 'Traffic Management Act 2004' & section 99A 'Road Safety Act 1986'.

- GENERAL NOTES**
- This plan is subject to approval by Council.
  - The Landscape Contractor must refer to civil engineering drawings for set out of roads and all infrastructure.
  - All survey information supplied is assumed to be correct.
  - The Landscape Contractor must verify all dimensions and areas prior to commencing any work or placing any orders for materials.
  - The Landscape Contractor must determine the location of all underground services prior to commencing any work on site and shall be liable for any damage to services or conduits.
  - The Landscape Contractor must immediately report any perceived errors or omissions in the landscape drawings to the Project Manager and Client.
  - Where any conflict occurs between proposed tree locations and infrastructure, such as light poles or services, tree(s) must be relocated or removed.



*Note: Tree reserve set out to be approved by Council prior to works commencing*

- ESTABLISHMENT & MAINTENANCE NOTES**
- The site is to be cleared of all debris and builder's rubble.
  - All weed species on site shall be eradicated.
  - The Contractor must verify all dimensions on site and immediately report any discrepancies to the Project Manager.
  - The Contractor must verify all plant quantities prior to ordering. All plant species shall be true to type and there should be no alterations or substitutions of nominated species or cultivars without the written consent of the Landscape Architect.
  - All plant stock must be checked by the Contractor and must be healthy and disease free.
  - Seeded turf to be a mix of buffalo and rye grass.
  - Tree locations are to be confirmed onsite by Council prior to excavation and installation by the Landscape Contractor.
  - All trees must have a single leader. No multi-trunked specimens shall be planted.
  - All plant material must be self supporting at installation. Please note that the provision of stakes at installation provides support in adverse environmental conditions and protection from vehicle and/or other elements (i.e. skip bins) damage.
  - Prior to spreading any top soil the areas for lawn and garden beds shall be ripped to a depth of 100mm @ 200mm respectively.
  - Planting must be undertaken in accordance with sound horticultural practices, as per the planting details.
  - All plants & turf seed must be thoroughly hand watered immediately after planting. The Contractor must check current water restrictions and ensure there is an adequate supply of water suitable for plants.
  - Undertake pruning of trees, as required, to maintain a single leader.
  - The Landscape Contractor must provide a written maintenance program outlining the program works including but not limited to replacement of any dead, dying or diseased plant material, litter removal, mowing, furniture maintenance, weeding and watering. 104 week maintenance period which includes 13 week plant establishment period.
  - Council requires all rubbish and debris including hard waste rubbish dumping to be removed (at the earliest convenience) at the expense of the developer prior to issue of Practical Completion and during the maintenance period.
  - At the end of the maintenance period, Council requires all trees to be self supporting prior to issue of Final Completion. It is expected that during the maintenance period tree ties and stakes are loosened and removed once the tree is adequately able to support itself without assistance.
  - Council requires landscape architects and/or landscape contractors to maintain records of damaged, missing or dead trees and if replaced, when the replacement was undertaken. Such information is to be made available to Council officers prior to the issue of Final Completion.

- NOTES**
- ENSURE ALL LABELS, MESH, TWINE AND OTHER BINDING MATERIALS ARE REMOVED FROM PLANTING MATERIAL, INCLUDING ROOT BALLS PRIOR TO BACKFILLING.
  - WATER IMMEDIATELY FOLLOWING PLANTING, SAUCER TO BE FILLED TWICE.
  - SITE TO BE LEFT CLEAN AND TIDY ON COMPLETION OF PLANTING, REMOVE WEEGS AND BUILDING SPOIL FROM TREE PLANTING ZONE.
  - FOR TREES BETWEEN 1.5-2.5M HIGH SUPPLY STAKES AT 1000MM HEIGHT, TREES BETWEEN 2.5-3.5M HIGH SUPPLY STAKES AT 2100MM HEIGHT, TREES ABOVE 3.5M SUPPLY STAKES AT 2400MM HEIGHT.
  - ANY VARIATIONS TO THIS DETAIL TO BE SUBMITTED FOR APPROVAL PRIOR TO ANY PLANTING.

**B TREES IN NATURESTRIP PLANTING DETAIL (45L POTS)  
SCALE NTS**