

KEY TO SHEETS

REFER TO SHEETS
1 TO 2
FOR DETAIL

ARMSTRONG Mt DUNEED

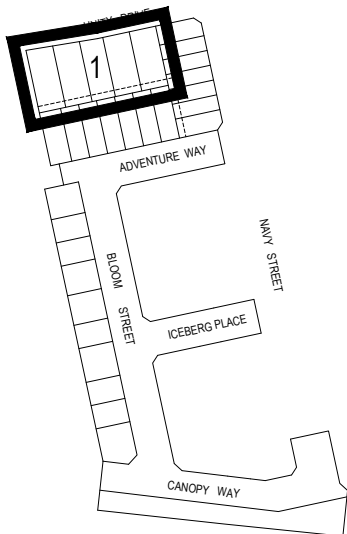
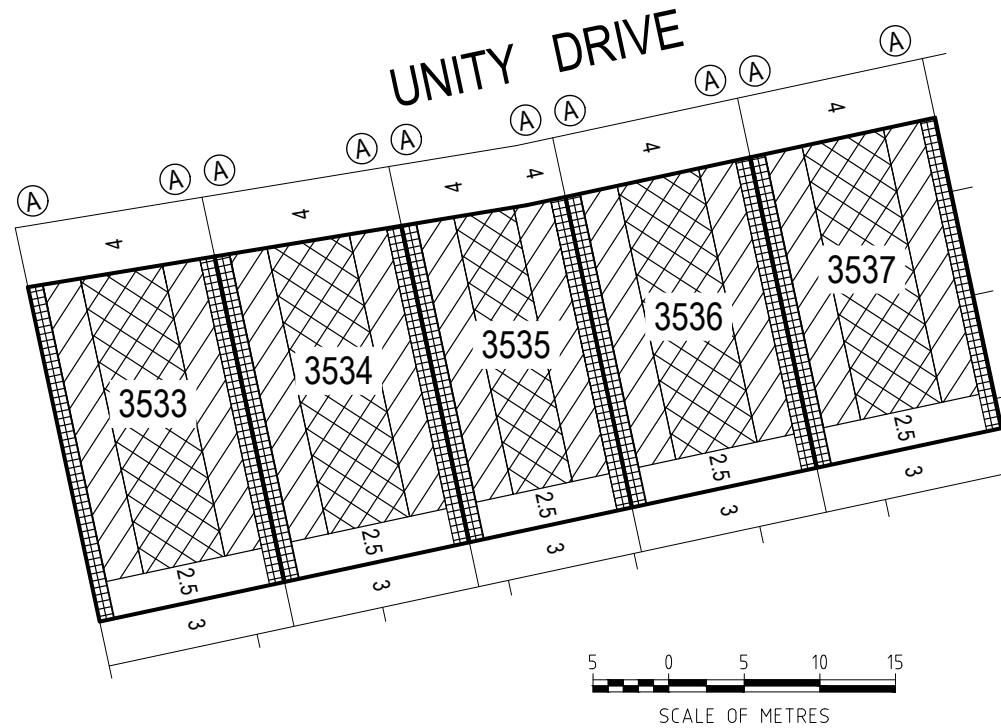
BUILDING ENVELOPE PLAN
STAGE 35A



NOTATIONS

	Single Storey Building Envelope (height not exceeding 3.6m)
	Overlooking Zone - Habitable room windows/raised open spaces are a source of overlooking
	Non Overlooking Zone - Habitable room windows/raised open spaces are not a source of overlooking
	Building to Boundary Zone

	Building Envelope Boundary Profile Type
	2 metre wide easement
	3 metre wide easement
3533	Lot number
3	Setback minimum required (if 0, a building can be constructed on the boundary provided that the building height and length requirements are met)



KEY TO SHEETS

This Building Envelope Plan is to be read in conjunction with the associated Building Envelope Profiles and Design Guidelines.

The registered proprietor/s of the lot are required to build in accordance with building envelopes shown hereon and in the "Profile Diagrams" in sheet 2.

Detailed design of roads, driveways and footpaths is provided in the relevant Engineering Plans.

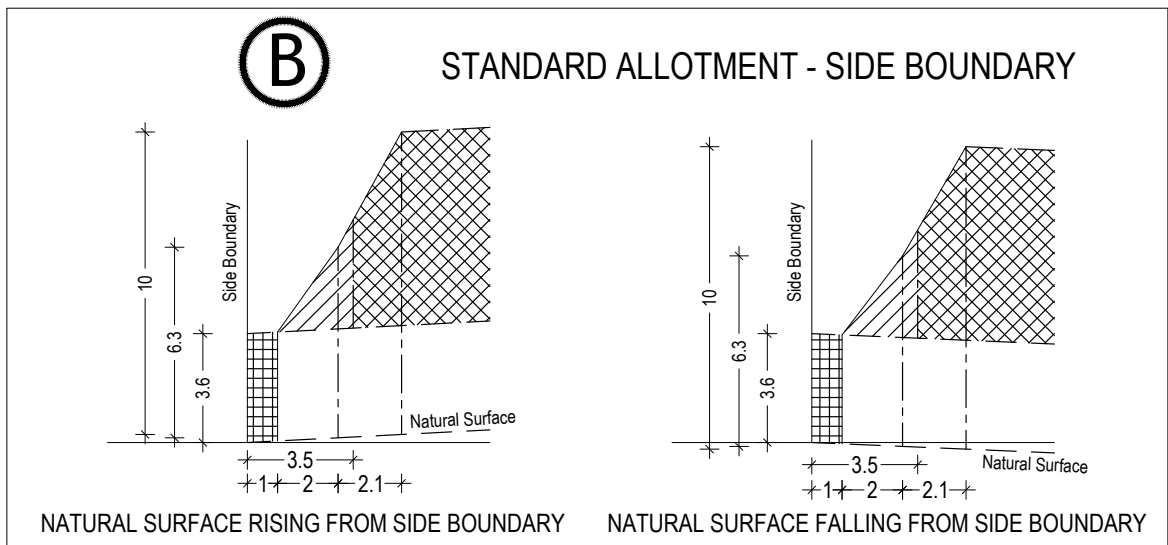
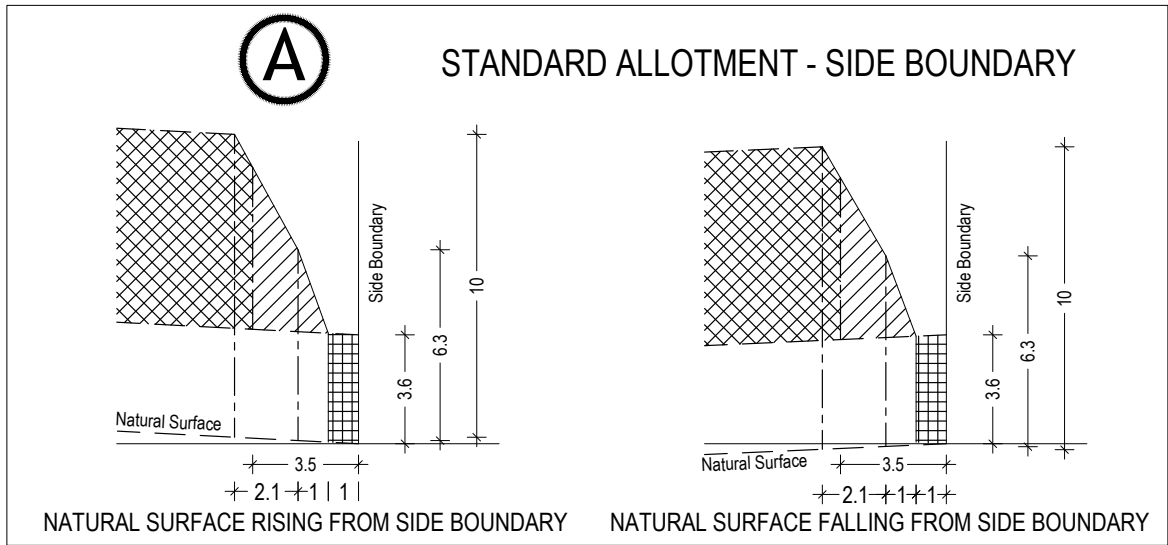
Detailed design of landscape works is provided in the relevant Landscape Plans.

All details subject to City of Greater Geelong Council approval.


ARMSTRONG Mt DUNEED

BUILDING ENVELOPE PLAN STAGE 35A

35A/1
stage sheet





SCALE 1:250@A4





ARMSTRONG Mt DUNEED

**BUILDING ENVELOPE PROFILES
STAGE 35B**

35B/2
stage sheet

 Single Storey Building Envelope
 Overlooking Zone
Habitable room windows/raised open spaces are a source of overlooking

 Non Overlooking Zone
Habitable room windows/raised open spaces are not a source of overlooking
 Building to Boundary Zone

Sheet 2 of 2

February 2024
Version:A