

MATCHLINE - CONTINUED BELOW

AS-BUILT

PIT LEGEND	
Shared Trench Symbol	
PIT-ID 2	Service Drop Access Pit 650mm(L) x 280mm(W) x 565mm(D)
PIT-ID 5	Network Boundary/Local Network Pit 700mm(L) x 450mm(W) x 650mm(D)
PIT-ID 6	Distribution/Local Network Connection Pit 1360mm(L) x 555mm(W) x 650mm(D)
PIT-ID 8	Distribution/Local Network Connection Pit 1360mm(L) x 555mm(W) x 860mm(D)
PIT-ID 9	Fibre Distribution Hub Pit 2000mm(L) x 555mm(W) x 900mm(D)

PIT LIDS TO BE LABELLED "NBN".

CONSTRUCTOR IS TO ENSURE PITS ARE INSTALLED IN NON-TRAFFICABLE AREAS, AT LEAST 15m AWAY FROM EPR ZONES AND CLEAR OF OTHER AUTHORITY EASEMENTS.

SERVICES CLEARANCES	
SERVICES ITEM	MINIMUM RADIAL CLEARANCES
GAS - LARGE MAIN (OVER 110mm DIA.)	300mm
SMALL MAIN (110mm DIA. OR LESS)	150mm
ELECTRICAL - HIGH VOLTAGE	300mm
LOW VOLTAGE	100mm*2
WATER - HIGH CAPACITY MAIN	300mm
LOCAL RETICULATION	150mm
SEWER - MAIN	300mm
CONNECTION PIPE	150mm
OTHER TELECOMMUNICATIONS	100mm*1
DRAINAGE - MAIN	300mm
CONNECTION PIPE	150mm

\* 1 - REDUCED SEPARATION IS POSSIBLE WHERE ALL PARTIES ARE CONSULTED AND AGREEMENT IS REACHED  
\* 2 - ONLY WHERE PROTECTION BARRIERS ARE USED, FOR EXAMPLE, CONDUIT, BEDDING, MARKER TAPE & COVER BATTEN

PCD / NTD LOCATIONS

P20 LEAD-IN LOCATIONS ARE INDICATIVE ONLY, AND ARE TO BE CONFIRMED AT TIME OF CONSTRUCTION.

FOR LOCATION REQUIREMENTS REFER TO NBN DOCUMENT: NBN-DES-STD-0011

RESIDENTIAL PREPARATION AND INSTALLATION: SINGLE DWELLING UNITS (SDUs) AND MULTI DWELLING UNITS (MDUs)

ISSUE DATE: 12 DEC 2016 REVISION NO. 11.0

DESIGN & INSTALLATION SPECIFICATIONS

THIS DESIGN IS TO BE READ IN CONJUNCTION WITH NBN DOCUMENT: NBN-TE-CIO-194

"NEW DEVELOPMENTS: DEPLOYMENT OF THE NBN PIT AND CONDUIT NETWORK"

ISSUE DATE: 08/12/2017, REVISION: 8

ALL DEPLOYMENT WORKS TO BE COMPLETED TO NBN SPECIFICATIONS AS OUTLINED IN THE ABOVE DOCUMENT

**SDU Development Information**

Development Name:  
IMAGINE ESTATE

Developer Company:  
ADTECH CONTRACTING PTY LTD

Development Address:  
DUKES LANE, STRATHFIELDSAYE, VIC

Authorised Rep:  
GEORGE PETROV

Phone: 0447-959-248

E-Mail: george.petrov@adtechcontracting.com.au

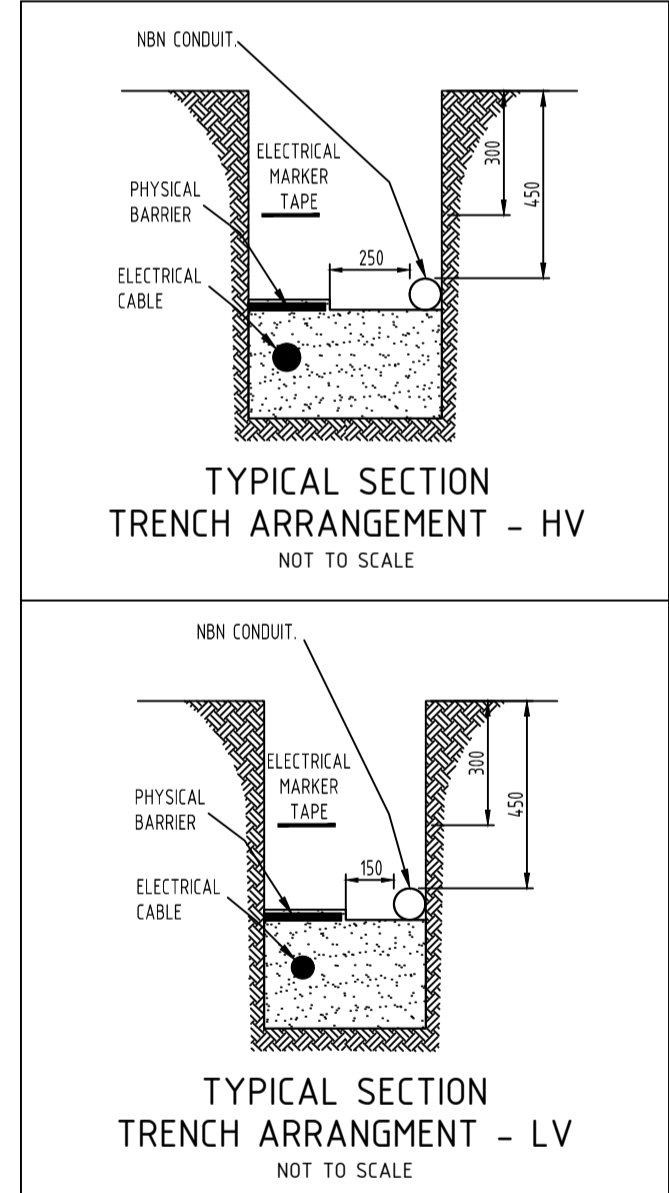
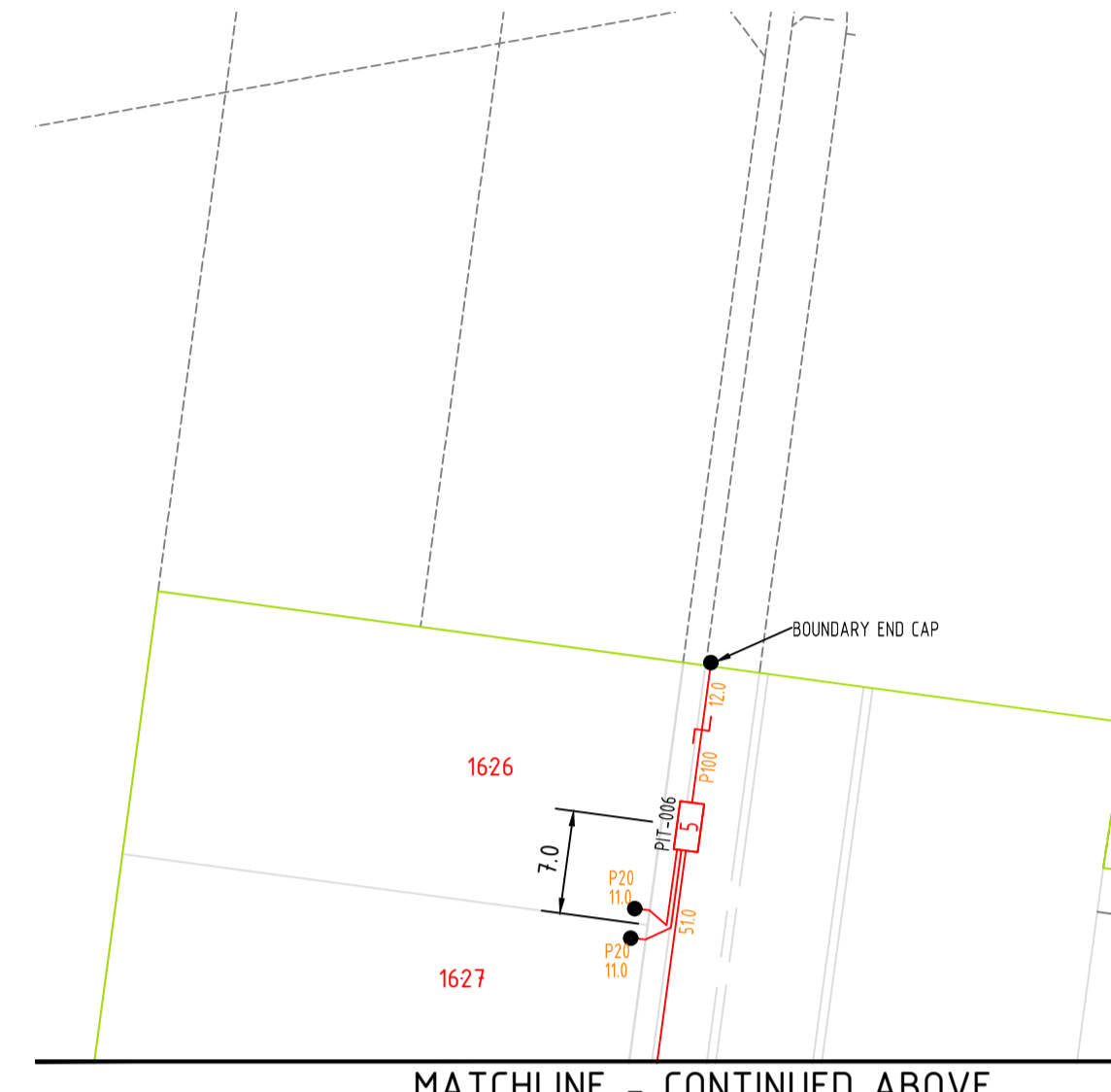
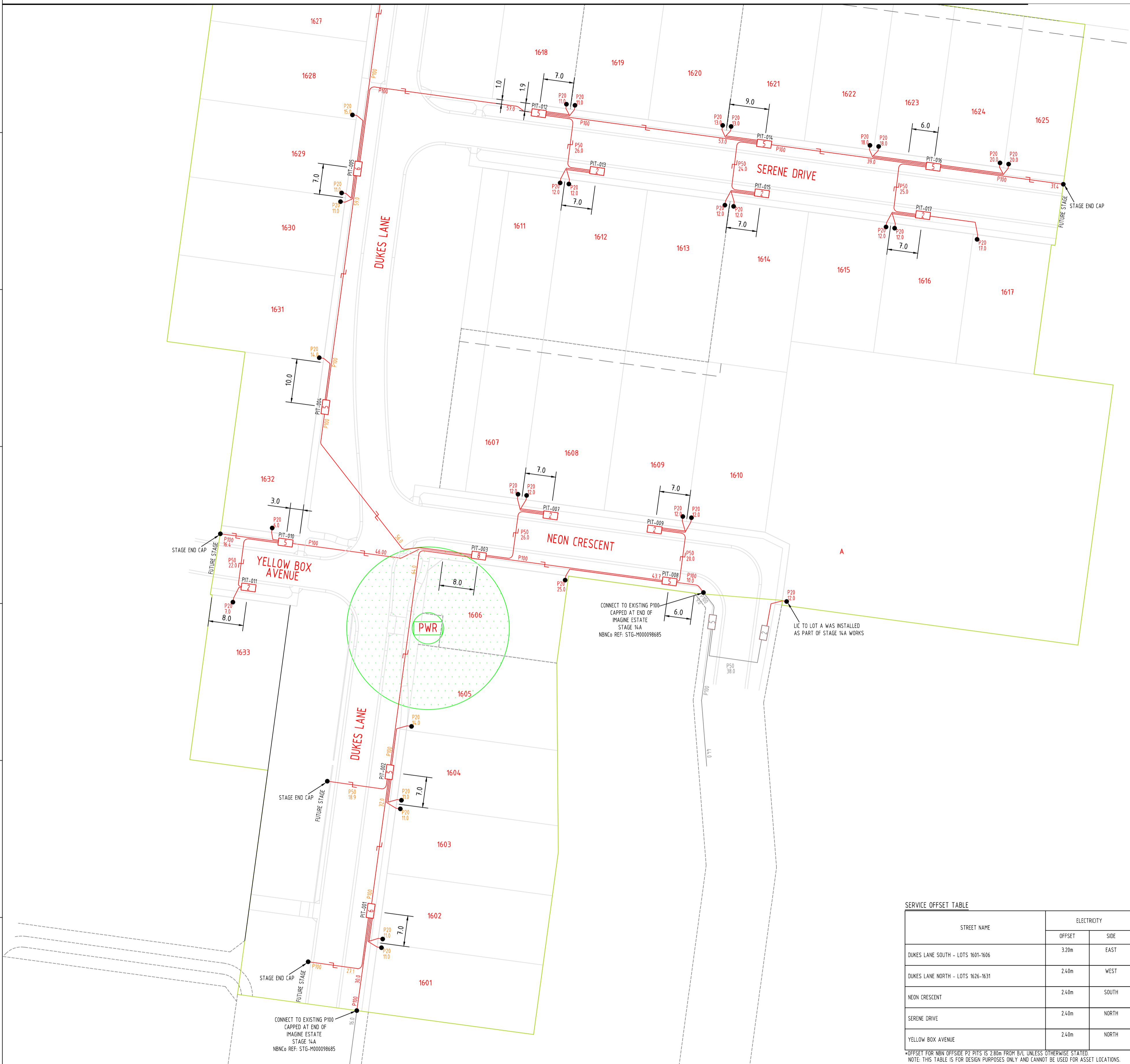
nbn Reference Number: STG-M000123527	Stage Number: 16
	Design Revision: A

**BILL OF MATERIAL**

NO OF LOTS: 34

PITS		DUCTS	
SIZE	QTY	SIZE	QTY
2	6	P100	16
5	8	P50	7
6	2	P20	34
8	1		442.0
9	0		

TOTAL NUMBER OF PITS: 17  
TOTAL NUMBER OF MANHOLES: 0  
TOTAL NUMBER OF CONDUITS: 57  
TOTAL LENGTH OF CONDUITS: 12315



SERVICE OFFSET TABLE

STREET NAME	ELECTRICITY		PUBLIC LIGHT		NBN*		GAS		WATER		SEWER	
	OFFSET	SIDE	OFFSET	SIDE	OFFSET	SIDE	OFFSET	SIDE	OFFSET	SIDE	OFFSET	SIDE
DUKES LANE SOUTH - LOTS 1601-1606	3.20m	EAST	1.2m BOK 5.7m BL	VARIES	2.60m	EAST	4.40m	EAST	4.90m	EAST	100m	EAST
DUKES LANE NORTH - LOTS 1626-1631	2.40m	WEST	1.0m BOK 15.0m BL	EAST	1.90m	WEST	3.20m	WEST	3.70m	WEST	100m	WEST
NEON CRESCENT	2.40m	SOUTH	0.8m BOK 3.3m BL	SOUTH	1.90m	SOUTH	1.90m	NORTH	2.40m	NORTH	100m	SOUTH
SERENE DRIVE	2.40m	NORTH	0.8m BOK 3.3m BL	NORTH	1.90m	NORTH	1.90m	SOUTH	2.40m	SOUTH	100m	SOUTH
YELLOW BOX AVENUE	2.40m	NORTH	0.8m BOK 3.3m BL	NORTH	1.90m	NORTH	1.90m	SOUTH	2.40m	SOUTH	100m	SOUTH

\* OFFSET FOR NBN OFFSIDE P2 PITS IS 2.80m FROM R/L UNLESS OTHERWISE STATED  
NOTE: THIS TABLE IS FOR DESIGN PURPOSES ONLY AND CANNOT BE USED FOR ASSET LOCATIONS.



REV	DATE	DRAFTER	DESCRIPTION	APPROVED
C	17.04.2023	GJ (G3NS)	AS-BUILT	SM (G3NS)
B	08.12.2022	GJ(G3NS)	DESIGN REVIEW COMPLETED BY NBN, DRAWING ISSUED FOR CONSTRUCTION	SM (G3NS)
A	01.12.2022	KT (G3NS)	INITIAL DESIGN OF INTENT	GJ (G3NS)


**STRICTLY CONFIDENTIAL**

NBNCO APPROVAL RECORD:

SIGNATURE	DATE
<input type="checkbox"/> DD	
<input type="checkbox"/> WD	
<input type="checkbox"/> AB	

QUALITY RECORD:

NBNCO DISCLAIMER  
THIS DOCUMENT HAS BEEN PREPARED SOLELY FOR THE USE OF NBNCO LIMITED (ABN 86 136 533 741) FOR USE IN MAINTAINING NBNCO FACILITIES. IT HAS NOT BEEN CREATED FOR ANY OTHER USE. IT SHOULD NOT BE SCALED TO LOCATE NBNCO ASSETS. NO WARRANTY IS GIVEN THAT THE INFORMATION IS ACCURATE OR COMPLETE.



KEY PLAN

DRAWING TITLE:  
NBN PIT & PIPE AS-BUILT DESIGN  
IMAGINE ESTATE STAGE 16  
STRATHFIELDSAYE  
34 LOTS

ENABLE#: 277108

STATE: VIC REGION:

PSA: SAM: ADA:

PROJECT No: STG-M000123527

CADREF No: G3NS4633

SCALE N/A SHEET No. 1 OF 1 REV. C