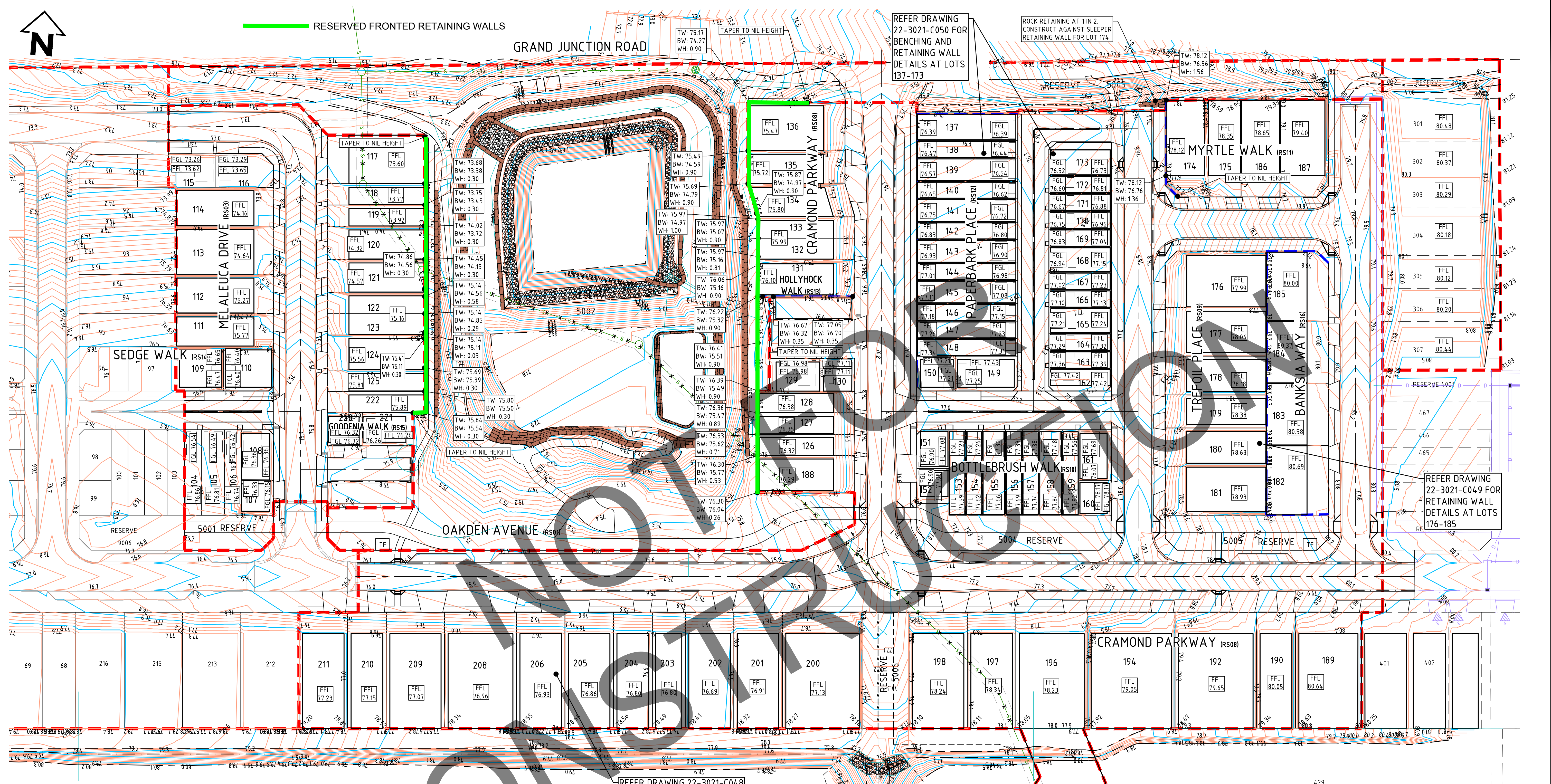


RESERVED FRONTED RETAINING WALLS

GRAND JUNCTION ROAD

REFER DRAWING 22-3021-C050 FOR BENCHING AND RETAINING WALL DETAILS AT LOTS 137-173

ROCK RETAINING AT 1 IN 2. CONSTRUCT AGAINST SLEEPER RETAINING WALL FOR LOT 174.



REFER DRAWING 22-3021-C049 FOR RETAINING WALL DETAILS AT LOTS 176-185

REFER DRAWING 22-3021-C048 FOR RETAINING WALL DETAILS AT LOTS 189-211

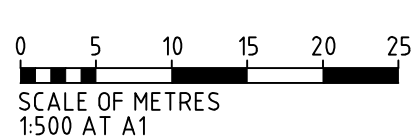
LEGEND

- 30.20 DESIGN CONTOURS (0.5m INCREMENT)
- 30.25 DESIGN CONTOURS (0.1m INCREMENT)
- NOMINAL FINISHED GARAGE LEVEL
- NOMINAL FINISHED FLOOR LEVEL
- RETAINING WALL (DESIGN BY OTHERS)
- TOP OF RETAINING WALL
BOTTOM OF RETAINING WALL
RETAINING WALL HEIGHT
- (TOP OF WALL MATCHES FFL)
BOTTOM OF RETAINING WALL
RETAINING WALL HEIGHT

***NOTE:**
ALL BENCH LEVELS, FINISHED FLOOR LEVELS (FFL'S) AND GARAGE FLOOR LEVELS (FGL'S) NOTED ON THE DESIGN DOCUMENTATION ARE NOMINAL.
FINAL LEVELS SHALL BE CONFIRMED BY THE BUILDERS / ARCHITECTS AND AMENDED AS REQUIRED FOR PROPOSED DRIVEWAY GRADIENTS, GROUND CLEARANCES, SITE DRAINAGE, UTILITIES, INTERFACE AT BOUNDARIES WITH ADJACENT PROPERTIES, etc.,

NOT FOR CONSTRUCTION

REVISION	DATE	DESCRIPTION	DESIGN	DRAWN	APPROVED
Q	03.09.24	STAGE 2B AMENDED	NK	NK	
P	29.07.24	RETAINING WALL AMENDED	BJC	JH	
N	15.07.24	STAGE 2 AMENDED	BJC	BJC	
M	10.05.24	PARKING BAY AND CONTOURS AMENDED	BJC	NK	
L	06.05.24	PARKING BAYS AND KERB TYPES AMENDED	BJC	NK	
K	09.04.24	STAGE BOUNDARY, ROAD NAMES, FOOTPATH AMENDED	BJC	NK	
H	06.03.24	BENCHES AND FFL'S ADDED, GRADING AMENDED	BJC	BJC	

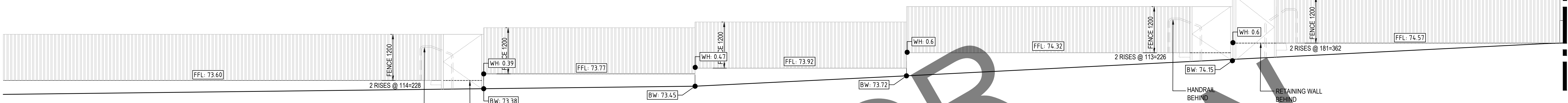
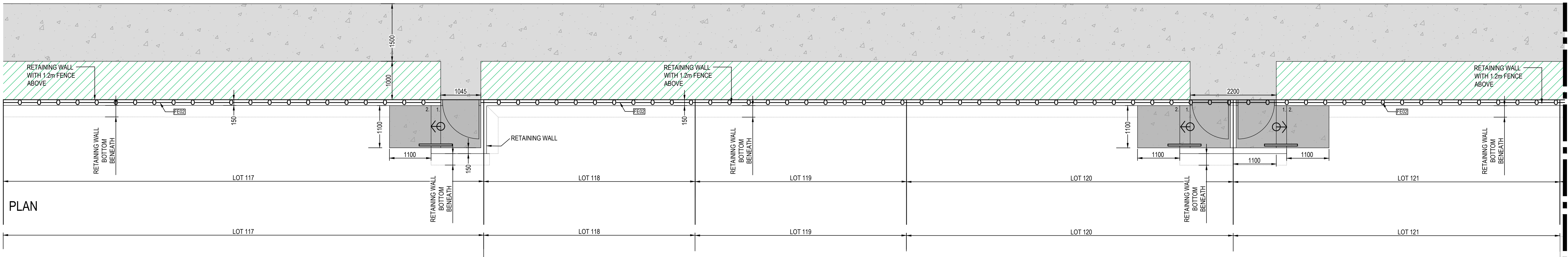


DESIGN	NK	DESIGN CHECK	BJC
DRAWN	DC	DRAFTING CHECK	BJC
APPROVED		DATE	
CAD FILE: 22-3021-C004			
A1	THIS DRAWING REMAINS THE PROPERTY OF GREENHILL ENGINEERS PTY LTD AND MAY NOT BE COPIED IN ANY WAY WITHOUT PRIOR APPROVAL FROM THIS COMPANY. © GREENHILL ENGINEERS PTY LTD		

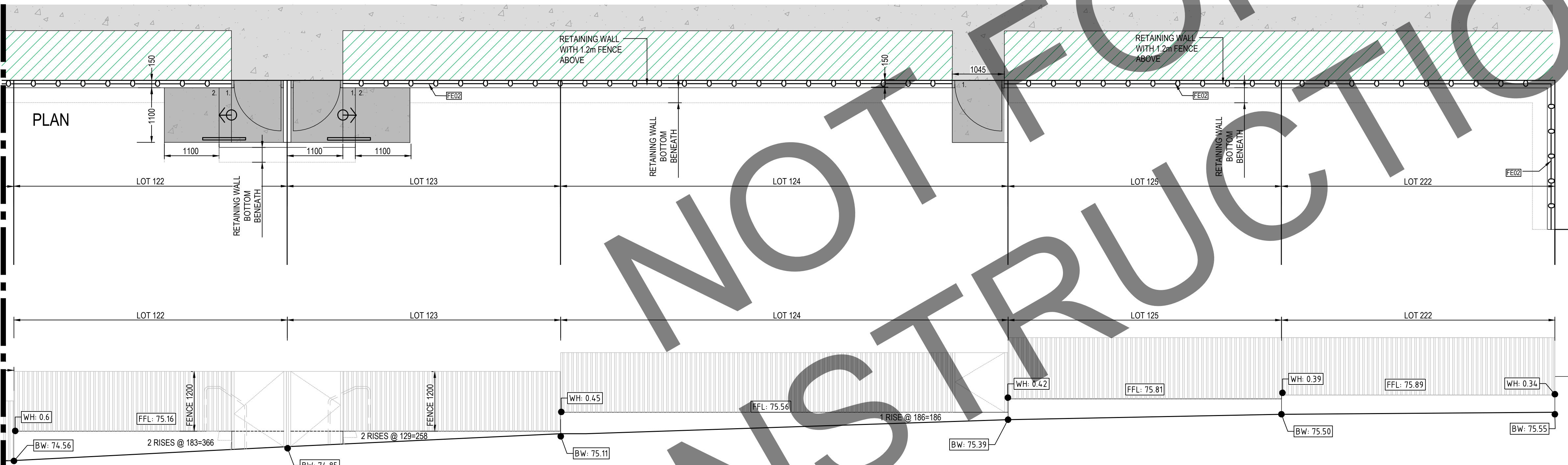
GREENHILL
Level 1, 178 Fullarton Road
Dulwich, SA 5065
T: 08 8406 1300

OAKDEN DEVELOPMENTS Pty Ltd
OAKDEN RISE STAGE 2
**ROAD DESIGN CONTOURS
AND FINISHED SURFACE LEVELS**

DRAWING NUMBER	22-3021-C004	REVISION	Q
----------------	--------------	----------	---



01 ELEVATION W01
SCALE 1:50



02 ELEVATION W01
SCALE 1:50

LEGEND

- PLA01 - GARDEN BED REFER LANDSCAPE STAGE 2B DRAWINGS
- SF01 - EXPOSED AGGREGATE CONCRETE REFER LANDSCAPE STAGE 2B DRAWING AND M & F SCHEDULE
- SF07 - PLAIN CONCRETE REFER M & F SCHEDULE
- FE02 - FENCE ON RETAINING WALL REFER M & F SCHEDULE

LOCATION PLAN

CODE ON DRAWINGS	DESCRIPTION	MATERIALS	FINISHES / TOLERANCES	FIXING	GENERAL NOTES	SHOP DRAWINGS REQUIRED	SAMPLES / SUBMISSIONS REQUIRED	INSPECTIONS REQUIRED	TESTS REQUIRED	PREQUALIFIED SUPPLIERS
SF01	EXPOSED AGGREGATE CONCRETE PAVEMENT	REFER DRAWINGS	EXPOSED AGGREGATE COLOUR: BETHANY MOONSCAPE AGGREGATE SIZE: AS PER SUPPLIER INFORMATION		REFER TO DETAIL		1m x 1m PANEL	- SET OUT OF ALL FOOTPATHS - COMPLETED BASE PREPARATION INCLUDING INSTALLATION OF REINFORCEMENT PRIOR TO POURING OF CONCRETE	- COMPACTION TESTS REQUIRED ON SUB-GRADE AND BASE COURSE AS PER SPECIFICATION	HANSON
SF07	CONCRETE PAVEMENT	REFER DRAWINGS	PLAIN CONCRETE		REFER TO DETAIL		1m x 1m PANEL	- SET OUT OF ALL FOOTPATHS - COMPLETED BASE PREPARATION INCLUDING INSTALLATION OF REINFORCEMENT PRIOR TO POURING OF CONCRETE	- COMPACTION TESTS REQUIRED ON SUB-GRADE AND BASE COURSE AS PER SPECIFICATION	CONTRACTOR TO NOMINATE
FE02	FENCE ON RETAINING WALL	ALUMINIUM 75mm PICKET FENCE GATE TO SUIT HEIGHT: 1200mm	COLOUR: TBC		REFER TO DETAIL	YES		- BOUNDARY SURVEY LOCATION IF APPLICABLE. - SET-OUT BEFORE CONSTRUCTION.		CONTRACTOR TO NOMINATE
	RETAINING WALL	PLAIN CONCRETE	PLAIN CONCRETE, SMOOTH FINISH 15mm RADIUS TO ALL EXPOSED EDGE		REFER TO DETAIL, MAXIMUM 1m HEIGHT. REFER LANDSCAPE DETAILS AND CIVIL DRAWING	YES-ALL STRUCTURAL ENGINEERING TO BE DESIGN + CONSTRUCT		- SET-OUT OF FOOTING, WALL, AND CONTROL JOINTS - COMPLETED BLOCKWORK PRIOR TO RENDERING - COMPLETED WALL	- COMPACTION TESTS REQUIRED ON SUB-GRADE AND BASE COURSE AS PER SPECIFICATION	CONTRACTOR TO NOMINATE

PRELIMINARY

NOTES

- DO NOT SCALE OFF OF DRAWINGS. WRITTEN DIMENSIONS GOVERN.
- VERIFY ALL DIMENSIONS ON SITE BEFORE COMMENCING WORK OR SHOP DRAWING.
- IF DISCREPANCIES ARE FOUND IN DIMENSIONS, GREENHILL MUST BE NOTIFIED.
- DRAWINGS MUST BE READ IN CONJUNCTION WITH THE SPECIFICATION.
- REFER TO OTHER CONSULTANTS DRAWINGS WHERE NOTED BEFORE COMMENCING WORK.
- TREE PROTECTION ZONES IN ACCORDANCE WITH AS4970 TO BE MAINTAINED AROUND ALL EXISTING TREES FOR THE DURATION OF CONSTRUCTION PERIOD.
- SERVICES ARE SHOWN SELECTIVELY AND INDICATIVELY. CONTRACTOR TO CONFIRM ON SITE.
- CONTRACTOR TO LOCATE AND DEPTH ALL SERVICES BEFORE COMMENCING WORK.

DESIGN PW

DRAWN CS

APPROVED PW

DESIGN CHECK

DRAFTING CHECK

DATE

CLIENT OAKDEN DEVELOPMENTS PTY LTD

PROJECT OUTLOOK PARK - OAKDEN

GDIstudia

LEVEL 1, 178 FULLARTON ROAD
DULWICH SA 5065
08 8406 1300
www.gdi-studio.au

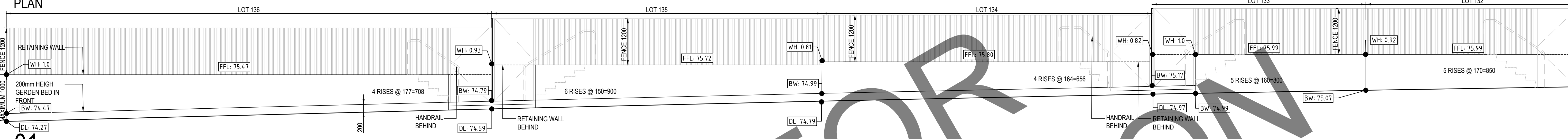
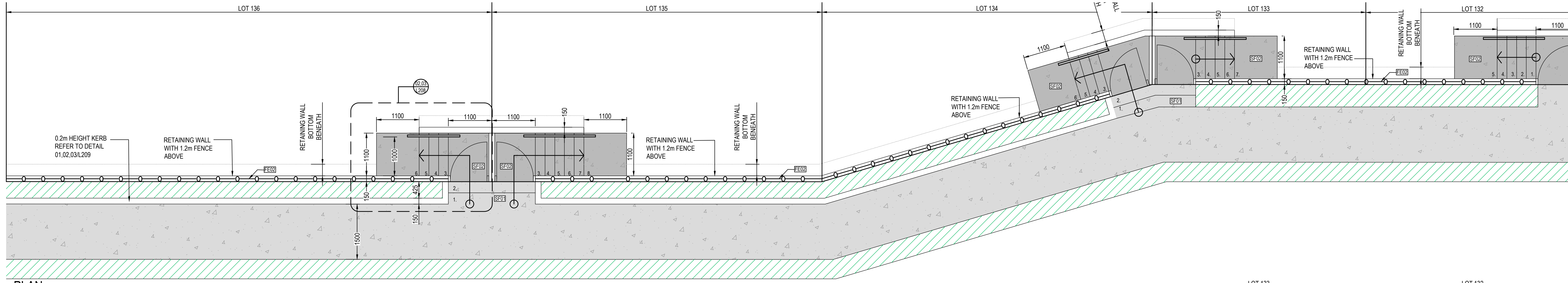
THIS DRAWING REMAINS THE PROPERTY OF GREENHILL LANDSCAPES PTY LTD AND MAY NOT BE COPIED IN ANY WAY WITHOUT PRIOR APPROVAL FROM THIS COMPANY.
© GREENHILL LANDSCAPES PTY LTD.

STATUS PRELIMINARY

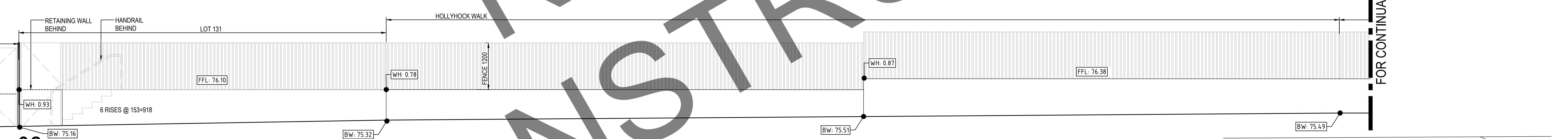
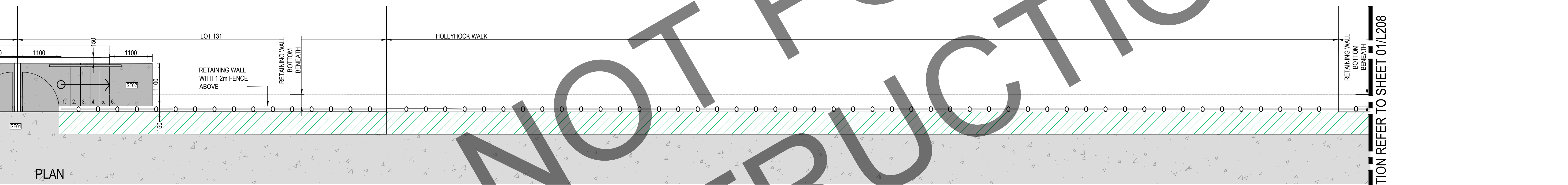
DRAWING RETAINING PLAN + ELEVATION AND CONSTRUCTION DETAILS SHEET 3 OF 3

DRAWING NUMBER 23-3270-L209

REVISION B



01 ELEVATION E01
SCALE 1:50



02 ELEVATION E02
SCALE 1:50

- LEGEND**
- PLA01 - GARDEN BED
REFER LANDSCAPE STAGE 2B DRAWINGS
 - SF01 - EXPOSED AGGREGATE CONCRETE
REFER LANDSCAPE STAGE 2B DRAWING AND M & F SCHEDULE
 - SF07 - PLAIN CONCRETE
REFER M & F SCHEDULE
 - FE02 - FENCE ON RETAINING WALL
REFER M & F SCHEDULE

PRELIMINARY

- NOTES**
1. DO NOT SCALE OFF OF DRAWINGS. WRITTEN DIMENSIONS GOVERN.
 2. VERIFY ALL DIMENSIONS ON SITE BEFORE COMMENCING WORK OR SHOP DRAWINGS.
 3. IF DISCREPANCIES ARE FOUND IN DIMENSIONS, GREENHILL MUST BE NOTIFIED.
 4. DRAWINGS MUST BE READ IN CONJUNCTION WITH THE SPECIFICATION.
 5. REFER TO OTHER CONSULTANTS DRAWINGS WHERE NOTED BEFORE COMMENCING WORK.
 6. TREE PROTECTION ZONES IN ACCORDANCE WITH AS4970 TO BE MAINTAINED AROUND ALL EXISTING TREES FOR THE DURATION OF CONSTRUCTION PERIOD.
 7. SERVICES ARE SHOWN SELECTIVELY AND INDICATIVELY. CONTRACTOR TO CONFIRM ON SITE.
 8. CONTRACTOR TO LOCATE AND DEPTH ALL SERVICES BEFORE COMMENCING WORK.

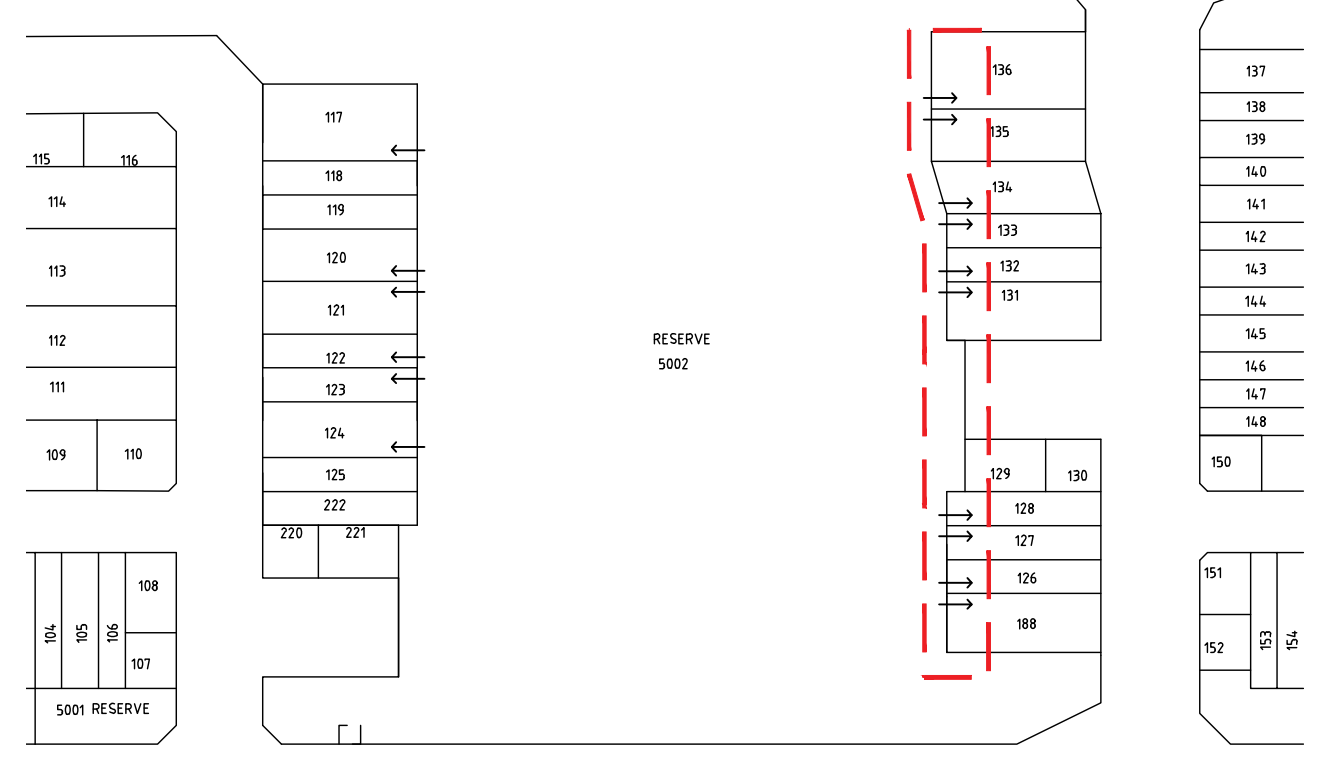
REVISION	DATE	DESCRIPTION	DESIGN	DRAWN	APPROVED
B	16.10.24	PRELIMINARY - 90%	PW	CS	
A	18.09.24	PRELIMINARY - 90%	PW	LJ	

DESIGN	PW	DESIGN CHECK	
DRAWN	CS	DRAFTING CHECK	
APPROVED	PW	DATE	

CLIENT
OAKDEN DEVELOPMENTS PTY LTD

PROJECT
OUTLOOK PARK - OAKDEN

GDIstudia
LEVEL 1, 178 FULLARTON ROAD
DULWICH SA 5065
08 8406 1300
www.gdstudia.au



STATUS
PRELIMINARY

DRAWING
RETAINING PLAN +ELEVATION AND CONSTRUCTION DETAILS SHEET 1 OF 3

DRAWING NUMBER
23-3270-L207

REVISION
B

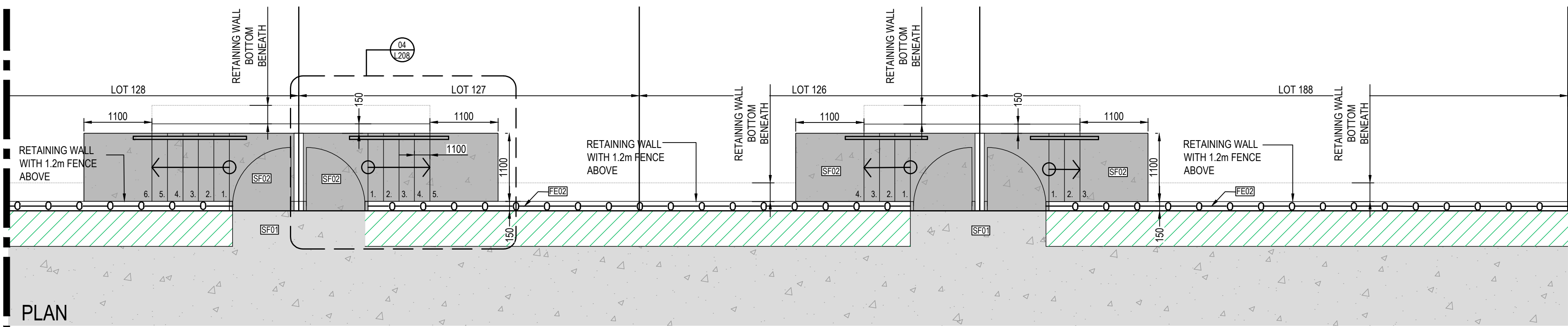
NOT FOR CONSTRUCTION

FOR CONTINUATION REFER TO SHEET 01/L207

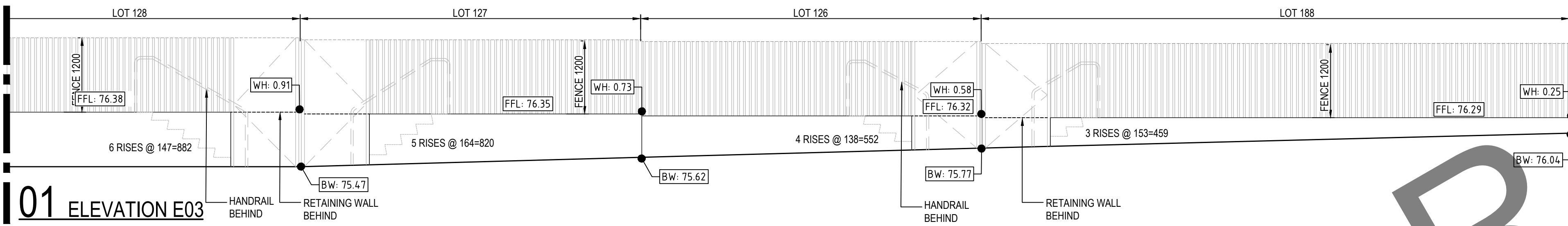
FOR CONTINUATION REFER TO SHEET 02/L207

FOR CONTINUATION REFER TO SHEET 01/L208

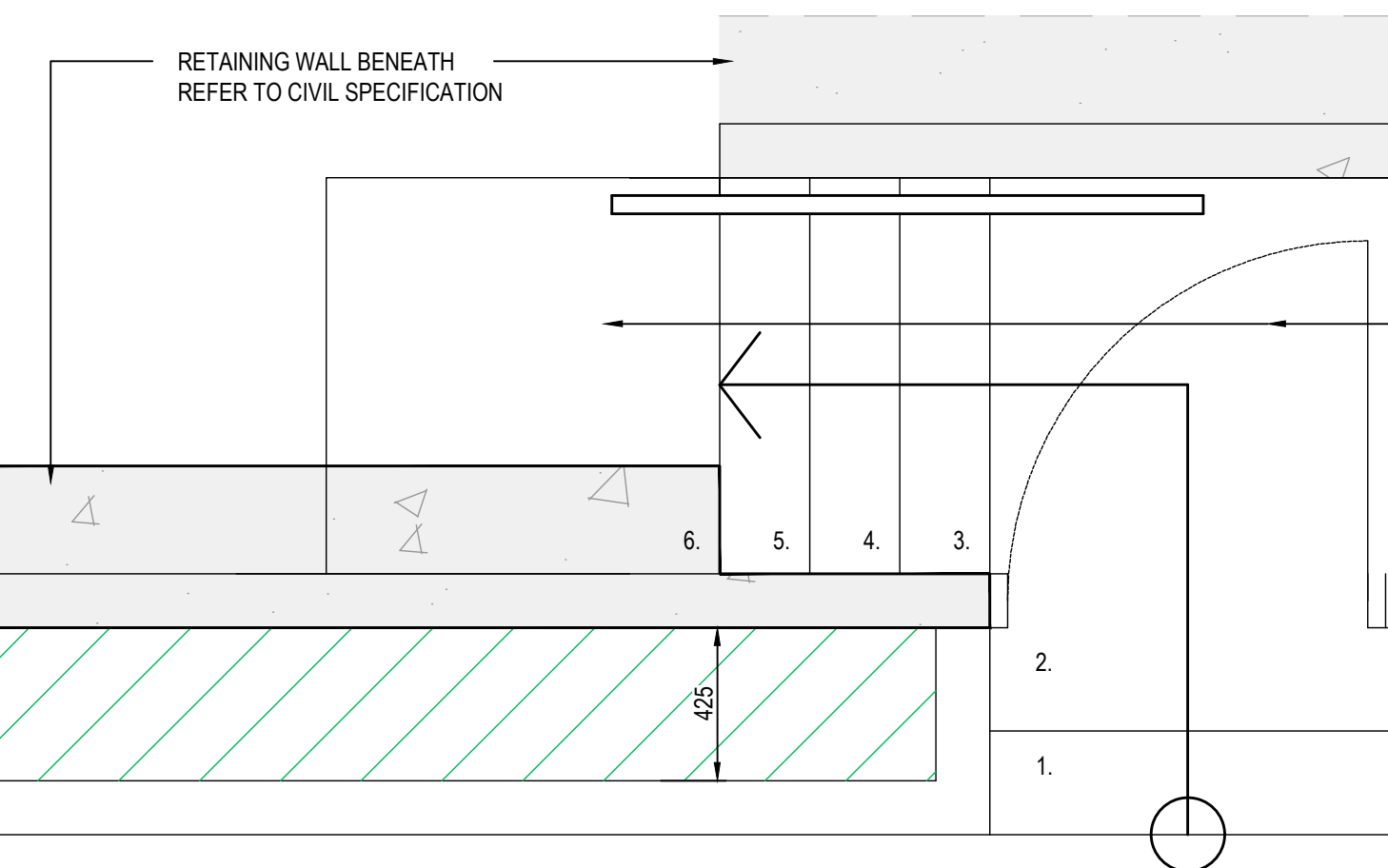
FOR CONTINUATION REFER TO SHEET 02/L207



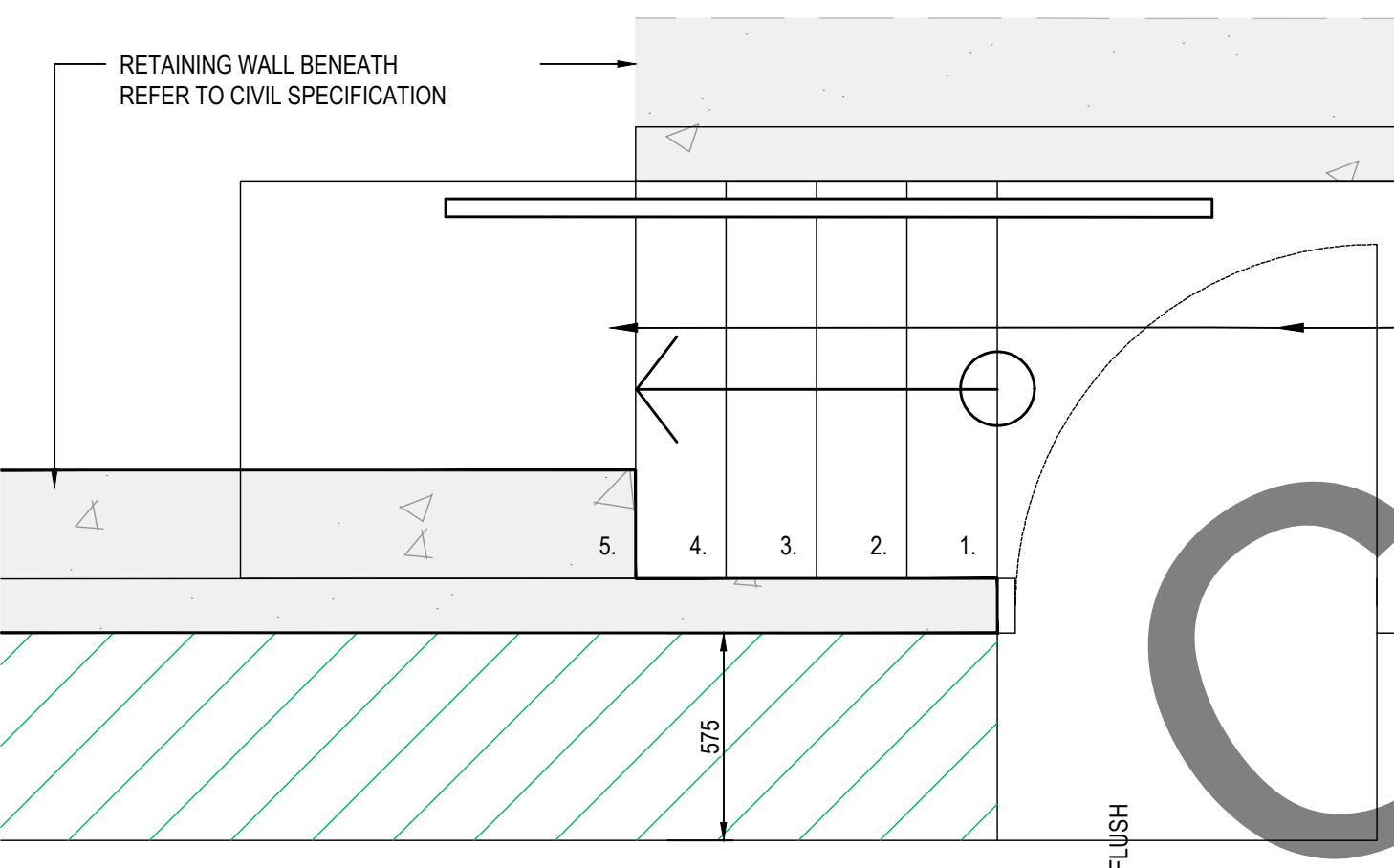
PLAN



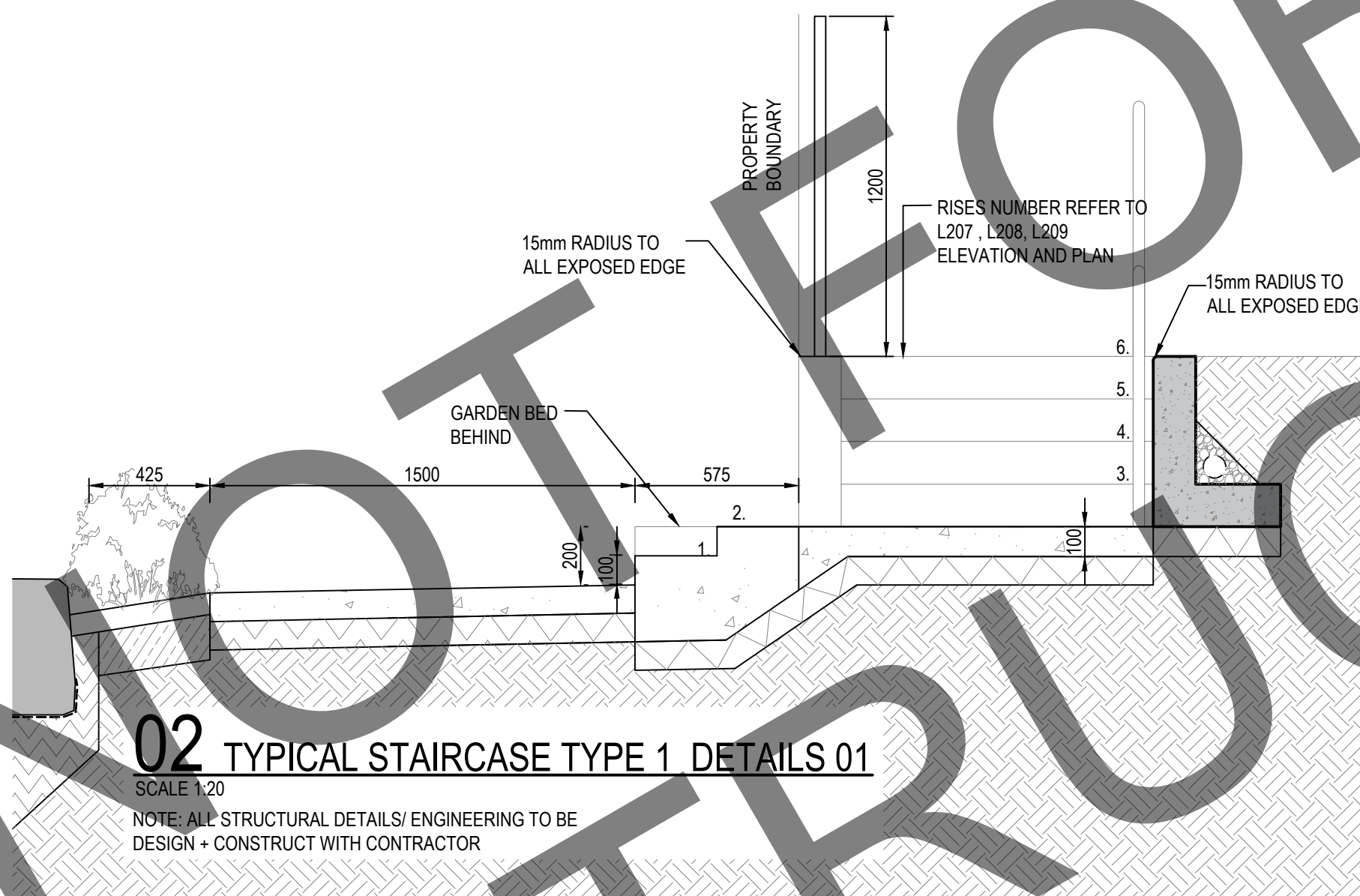
01 ELEVATION E03



STAIRCASE TYPE 1 + RETAINING WALL PLAN
SCALE 1:20

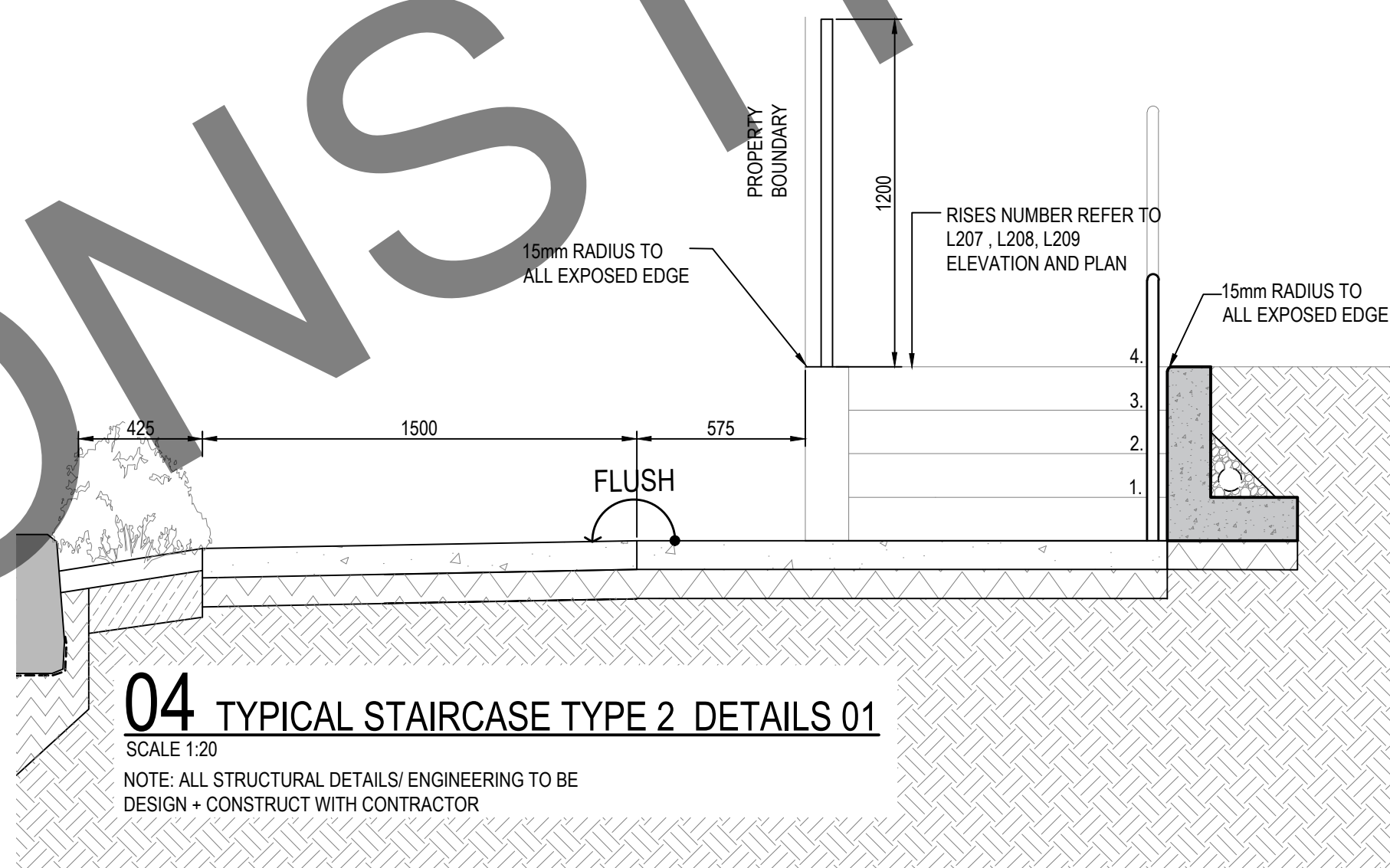


STAIRCASE TYPE 2 + RETAINING WALL PLAN
SCALE 1:20



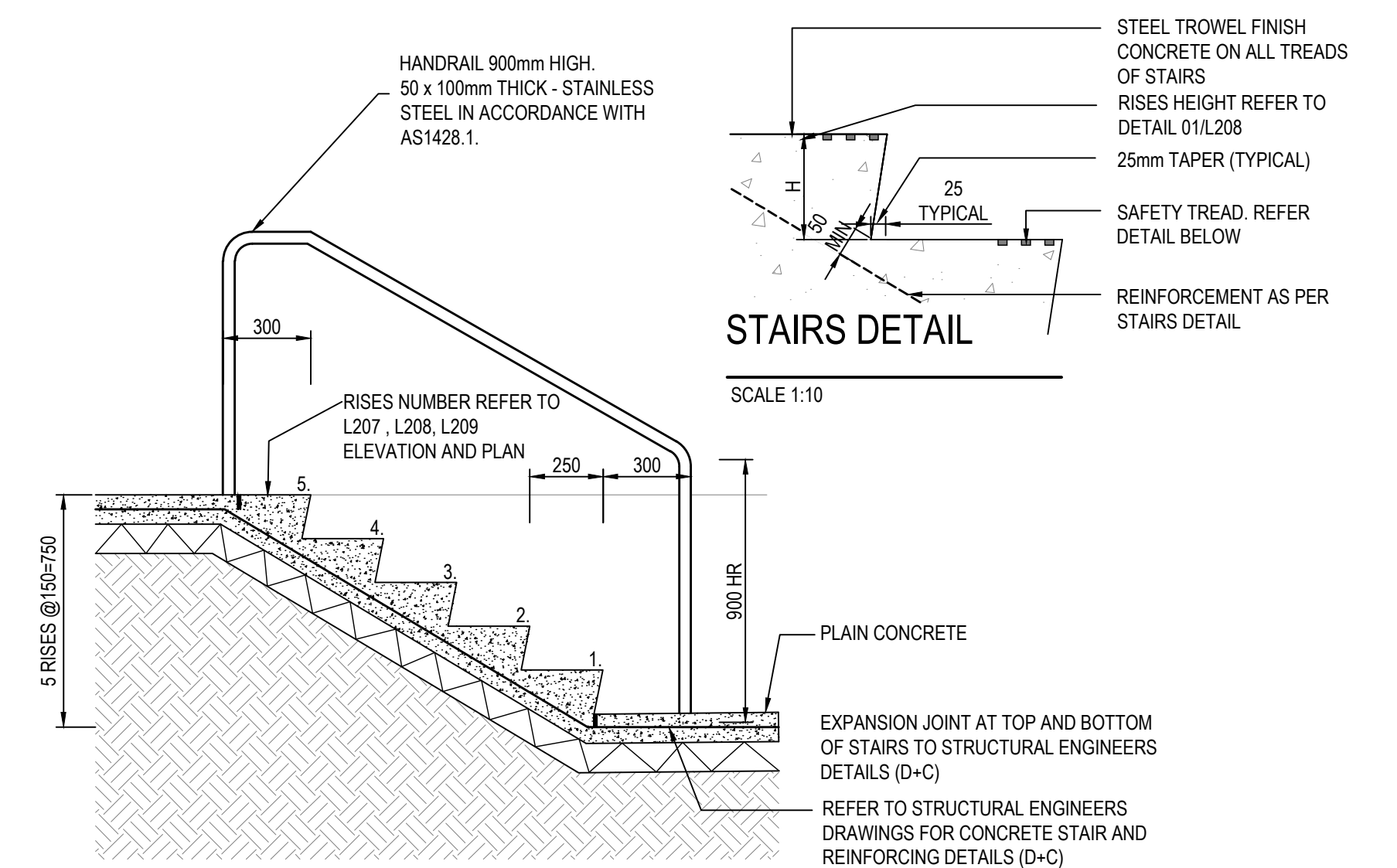
02 TYPICAL STAIRCASE TYPE 1 DETAILS 01
SCALE 1:20

NOTE: ALL STRUCTURAL DETAILS/ ENGINEERING TO BE DESIGN + CONSTRUCT WITH CONTRACTOR

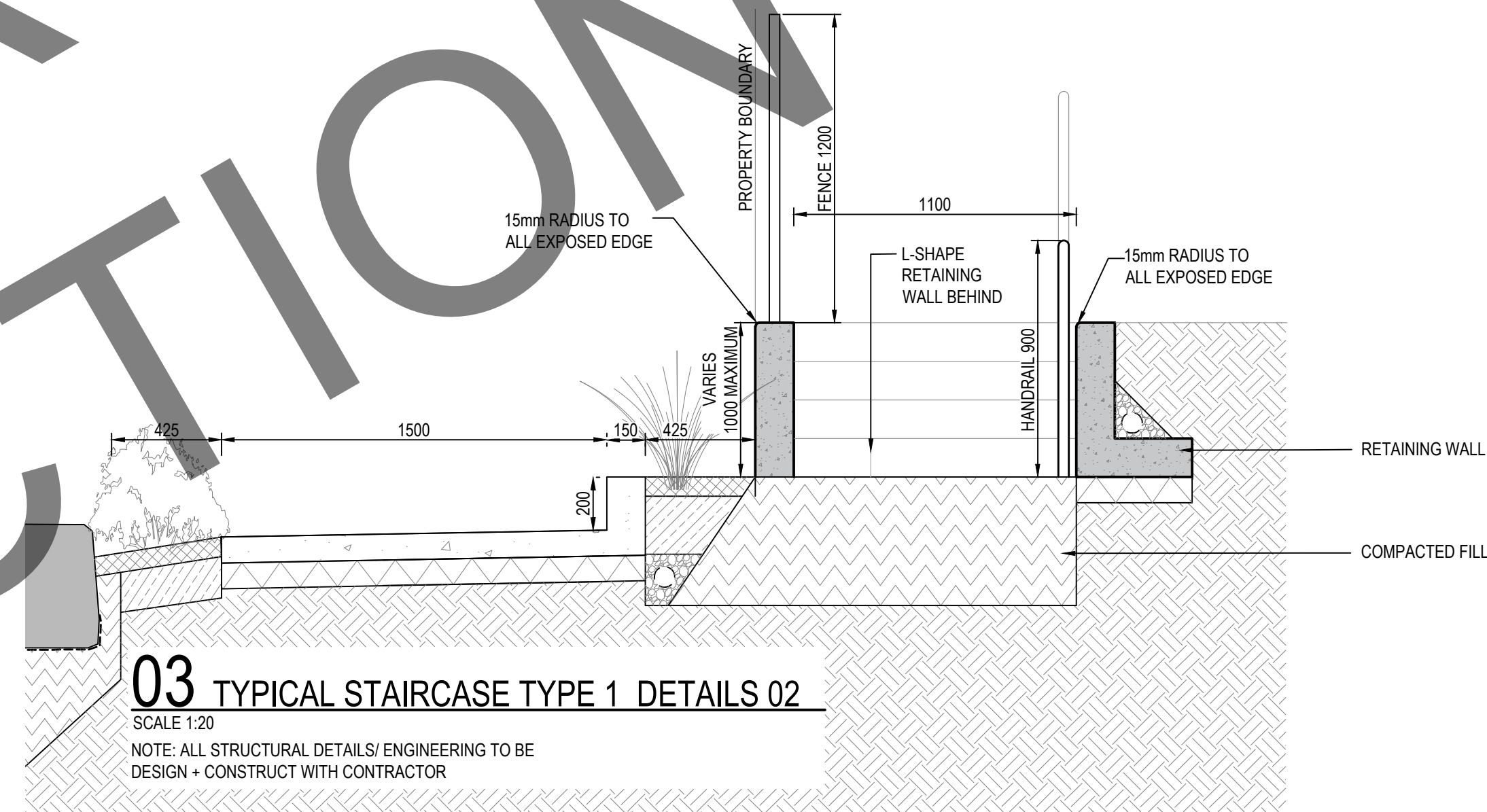


04 TYPICAL STAIRCASE TYPE 2 DETAILS 01
SCALE 1:20

NOTE: ALL STRUCTURAL DETAILS/ ENGINEERING TO BE DESIGN + CONSTRUCT WITH CONTRACTOR

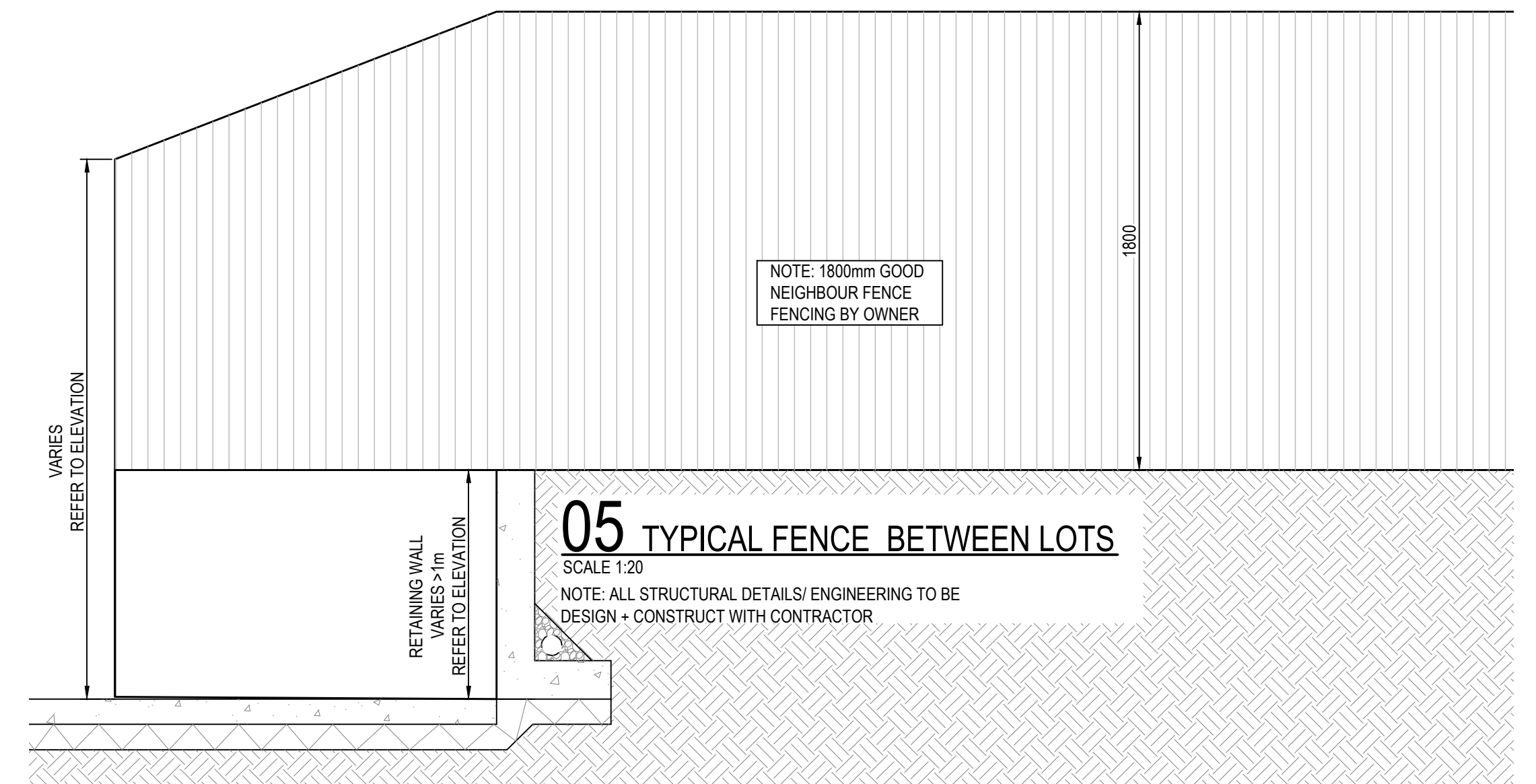


SECTION
06 TYPICAL STAIR CASE TYPE 01 + HANDRAIL TYPE 01
SCALE 1:20



03 TYPICAL STAIRCASE TYPE 1 DETAILS 02
SCALE 1:20

NOTE: ALL STRUCTURAL DETAILS/ ENGINEERING TO BE DESIGN + CONSTRUCT WITH CONTRACTOR



05 TYPICAL FENCE BETWEEN LOTS
SCALE 1:20

NOTE: ALL STRUCTURAL DETAILS/ ENGINEERING TO BE DESIGN + CONSTRUCT WITH CONTRACTOR

PRELIMINARY

- NOTES
- DO NOT SCALE OFF OF DRAWINGS. WRITTEN DIMENSIONS GOVERN.
 - VERIFY ALL DIMENSIONS ON SITE BEFORE COMMENCING WORK OR SHOP DRAWINGS.
 - IF DISCREPANCIES ARE FOUND IN DIMENSIONS, GREENHILL MUST BE NOTIFIED.
 - DRAWINGS MUST BE READ IN CONJUNCTION WITH THE SPECIFICATION.
 - REFER TO OTHER CONSULTANTS DRAWINGS WHERE NOTED BEFORE COMMENCING WORK.
 - TREE PROTECTION ZONES IN ACCORDANCE WITH AS4970 TO BE MAINTAINED AROUND ALL EXISTING TREES FOR THE DURATION OF CONSTRUCTION PERIOD.
 - SERVICES ARE SHOWN SELECTIVELY AND INDICATIVELY. CONTRACTOR TO CONFIRM ON SITE.
 - CONTRACTOR TO LOCATE AND DEPTH ALL SERVICES BEFORE COMMENCING WORK.

REVISION	DATE	DESCRIPTION	DESIGN	DRAWN	APPROVED
B	16.10.24	PRELIMINARY - 90%	PW	CS	
A	18.09.24	PRELIMINARY - 90%	PW	LJ	

DESIGN	DESIGN CHECK
PW	
DRAWN	DRAFTING CHECK
CS	
APPROVED	DATE
PW	

CLIENT
OAKDEN DEVELOPMENTS PTY LTD

PROJECT
OUTLOOK PARK - OAKDEN

GDIstudia

LEVEL 1, 178 FULLARTON ROAD
DULWICH SA 5065
08 8406 1300
www.gdi.studio.au

THIS DRAWING REMAINS THE PROPERTY OF GREENHILL LANDSCAPES PTY LTD AND MAY NOT BE COPIED IN ANY WAY WITHOUT PRIOR APPROVAL FROM THIS COMPANY.
© GREENHILL LANDSCAPES PTY LTD.

STATUS
PRELIMINARY

DRAWING
RETAINING PLAN + ELEVATION AND CONSTRUCTION DETAILS SHEET 2 OF 3

DRAWING NUMBER
23-3270-L208

REVISION
B