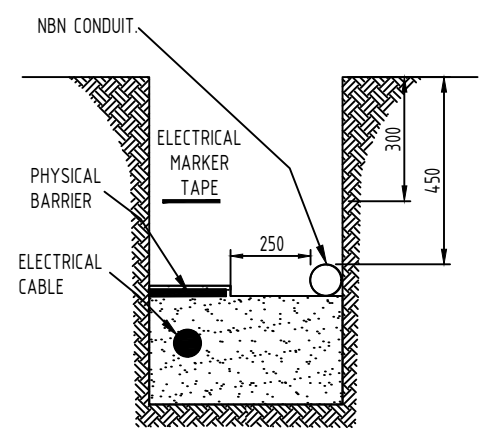
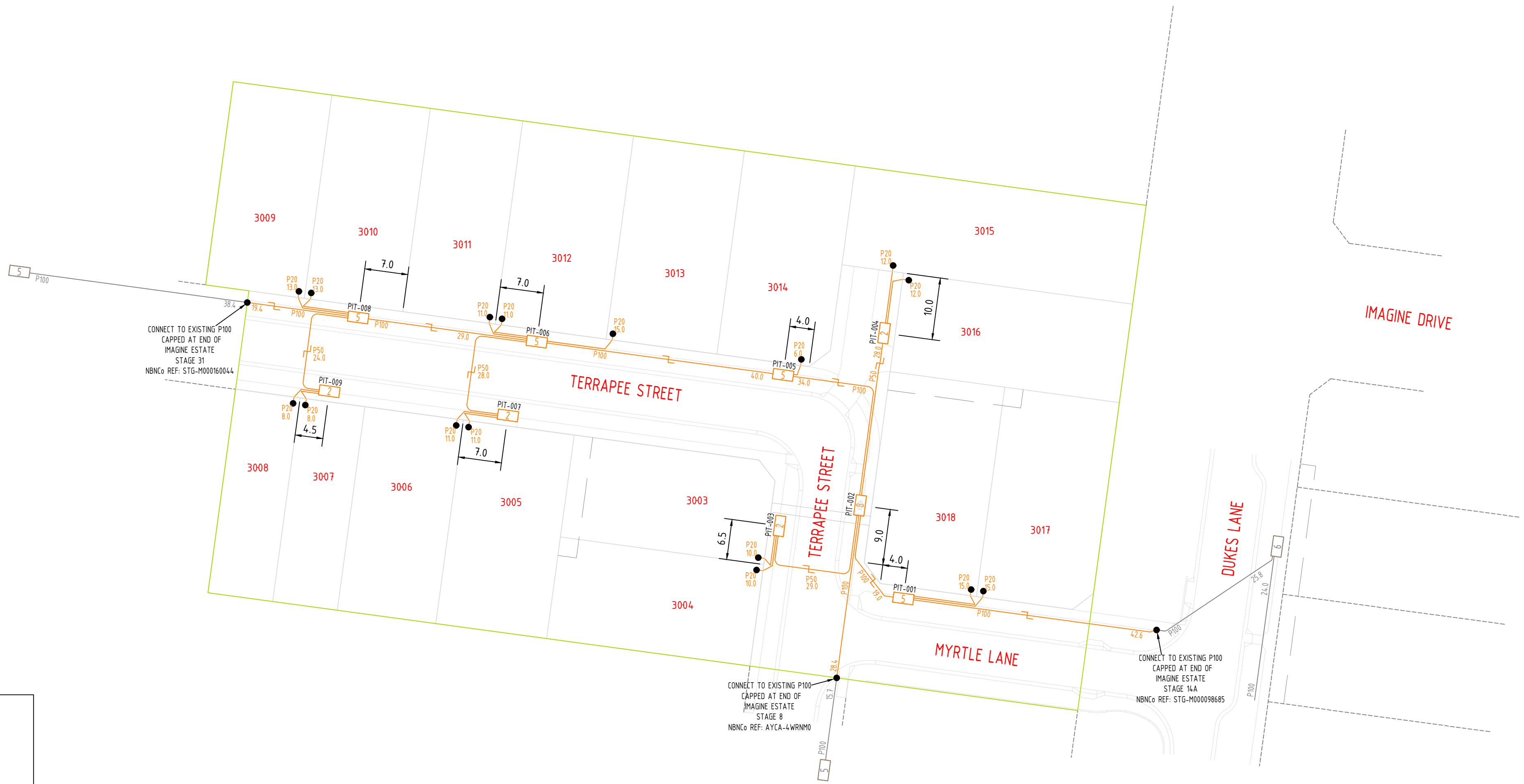
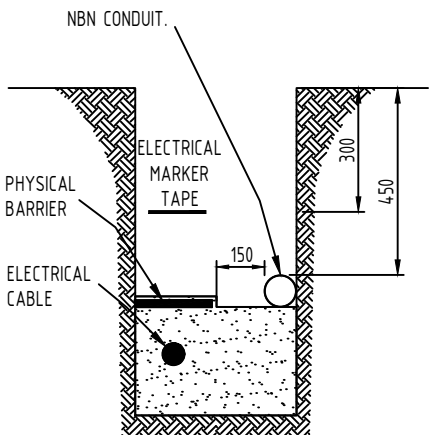


FOR CONSTRUCTION



TYPICAL SECTION
TRENCH ARRANGEMENT - HV
NOT TO SCALE



TYPICAL SECTION
TRENCH ARRANGEMENT - LV
NOT TO SCALE

SERVICE OFFSET TABLE

STREET NAME	ELECTRICITY		NBN*		GAS		WATER		SEWER	
	OFFSET	SIDE	OFFSET	SIDE	OFFSET	SIDE	OFFSET	SIDE	OFFSET	SIDE
TERRAPEE STREET - EAST/WEST	2.40m	NORTH	1.90m	NORTH			2.40m	SOUTH	1.00m	NORTH & SOUTH
TERRAPEE STREET - NORTH/SOUTH	2.40m	EAST	1.90m	EAST			2.40m	WEST	1.00m	EAST
TERRAPEE STREET - OS LOT 3016	2.20m	EAST	1.80m	EAST			1.60m	WEST	1.00m	EAST
MYRTLE LANE	2.40m	NORTH	1.90m	NORTH			3.70m	NORTH		
DUKES LANE	IN/2.40m OUT 4.0m	EAST	1.90m	EAST	3.20m	EAST	3.70m	EAST	1.00m	EAST

*OFFSET FOR OFFSIDE ? PITS IS 1.70m FROM BL UNLESS AS SHOWN.
NOTE: THIS TABLE IS FOR DESIGN PURPOSES ONLY AND CANNOT BE USED FOR ASSET LOCATIONS.



-					
-					
-					
-					
-					
-					
B	18.02.2025	GJ (G3NS)	DESIGN REVIEW COMPLETED BY NBN, DRAWING ISSUED FOR CONSTRUCTION	SM (G3NS)	
A	31.01.2025	KT (G3NS)	INITIAL DESIGN OF INTENT	GJ (G3NS)	
REV	DATE	DRAFTER	DESCRIPTION	APPROVED	

STRICTLY CONFIDENTIAL

NBNCO APPROVAL RECORD:

SIGNATURE		DATE
<input type="checkbox"/> DD		
<input type="checkbox"/> WD		
<input type="checkbox"/> AB		


QUALITY RECORD :

NBNCO DISCLAIMER

THIS DOCUMENT HAS BEEN PREPARED SOLELY FOR THE USE OF NBNCO LIMITED (ABN 86 136 533 741) FOR USE IN MAINTAINING NBNCO FACILITIES. IT HAS NOT BEEN CREATED FOR ANY OTHER USE. IT SHOULD NOT BE SCALED TO LOCATE NBNCO ASSETS. NO WARRANTY IS GIVEN THAT THE INFORMATION IS ACCURATE OR COMPLETE.



G3 NETWORK SERVICES PTY LTD
ABN 19 141 073 047
PO BOX 96 CHELSEA VIC 3196
EMAIL: info@g3networkservices.com.au
WEB: www.g3networkservices.com.au



PIT LEGEND

Shared Trench Symbol

PIT-ID	Service Drop Access Pit
2	650mm(L) x 280mm(W) x 565mm(D)
PIT-ID	Network Boundary/Local Network Pit
5	700mm(L) x 450mm(W) x 650mm(D)
PIT-ID	Distribution/Local Network Connection Pit
6	1360mm(L) x 555mm(W) x 650mm(D)
PIT-ID	Distribution/Local Network Connection Pit
8	1360mm(L) x 555mm(W) x 860mm(D)
PIT-ID	Fibre Distribution Hub Pit
9	2000mm(L) x 555mm(W) x 900mm(D)

PIT LIDS TO BE LABELLED "NBN".

CONSTRUCTOR IS TO ENSURE PITS ARE INSTALLED IN NON-TRAFFICABLE AREAS, AT LEAST 15m AWAY FROM EPR ZONES AND CLEAR OF OTHER AUTHORITY EASEMENTS.

SERVICES CLEARANCES

SERVICES ITEM	MINIMUM RADIAL CLEARANCES
GAS - LARGE MAIN (OVER 110mm DIA.)	300mm
SMALL MAIN (110mm DIA. OR LESS)	150mm
ELECTRICAL - HIGH VOLTAGE	300mm
LOW VOLTAGE	100mm *2
WATER - HIGH CAPACITY MAIN	300mm
LOCAL RETICULATION	150mm
SEWER - MAIN	300mm
CONNECTION PIPE	150mm
OTHER TELECOMMUNICATIONS	100mm *1
DRAINAGE - MAIN	300mm
CONNECTION PIPE	150mm

* 1 - REDUCED SEPARATION IS POSSIBLE WHERE ALL PARTIES ARE CONSULTED AND AGREEMENT IS REACHED
* 2 - ONLY WHERE PROTECTION BARRIERS ARE USED, FOR EXAMPLE, CONDUIT, BEDDING, MARKER TAPE & COVER BATTEN

PCD / NTD LOCATIONS

P20 LEAD-IN LOCATIONS ARE INDICATIVE ONLY, AND ARE TO BE CONFIRMED AT TIME OF CONSTRUCTION.

FOR LOCATION REQUIREMENTS REFER TO NBN DOCUMENT: NBN-DES-STD-0011

RESIDENTIAL PREPARATION AND INSTALLATION: SINGLE DWELLING UNITS (SDUs) AND MULTI DWELLING UNITS (MDUs)

ISSUE DATE: 12 DEC 2016 REVISION NO. 11.0

DESIGN & INSTALLATION SPECIFICATIONS

THIS DESIGN IS TO BE READ IN CONJUNCTION WITH NBN DOCUMENT: NBN-TE-CTO-194

"NEW DEVELOPMENTS: DEPLOYMENT OF THE NBN PIT AND CONDUIT NETWORK"

ISSUE DATE: 08/12/2017, REVISION: 8

ALL DEPLOYMENT WORKS TO BE COMPLETED TO NBN SPECIFICATIONS AS OUTLINED IN THE ABOVE DOCUMENT

SDU Development Information

Development Name:	
IMAGINE ESTATE	
Developer Company:	
ADTECH CONTRACTING PTY LTD	
Development Address:	
DUKES LANE, STRATHFIELDSAYE, VIC	
Authorised Rep:	
GEORGE PETROV	
Phone: 0447-959-248	
E-Mail: george.petrov@adtechcontracting.com.au	
nbn Reference Number:	Stage Number:
STG-M000183119	30
	Design Revision:
	A

BILL OF MATERIAL

NO OF LOTS: 16				
PITS		DUCTS		
SIZE	QTY	SIZE	QTY	MTRS
2	4	P100	7	212.4
5	4	P50	4	109.0
6	0	P20	16	181.0
8	1			
9	0			
TOTAL NUMBER OF PITS:		9		
TOTAL NUMBER OF MANHOLES:		0		
TOTAL NUMBER OF CONDUITS:		27		
TOTAL LENGTH OF CONDUITS:		502.4		

DRAWING TITLE:

NBN PIT & PIPE DESIGN
IMAGINE ESTATE STAGE 30
STRATHFIELDSAYE
16 LOTS

ENABLE#: 277108

STATE: VIC

REGION:

FSA:

SAM:

ADA:

PROJECT No: STG-M000183119

CADREF No: G3NS5486

SCALE

SHEET No.

REV.

1 OF 1

B