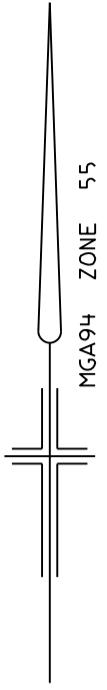


**AQUAREVO STAGE 6B
BUILDING ENVELOPE PLAN
INCLUDING HEIGHT AND SETBACK
PROFILE IDENTIFIER CODE**

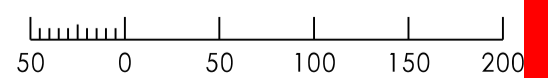
AQUAREVO
LYNDHURST



PS825851X
(STAGE 6B)



SCALE 1:4000 AT A3



LENGTHS ARE IN METRES

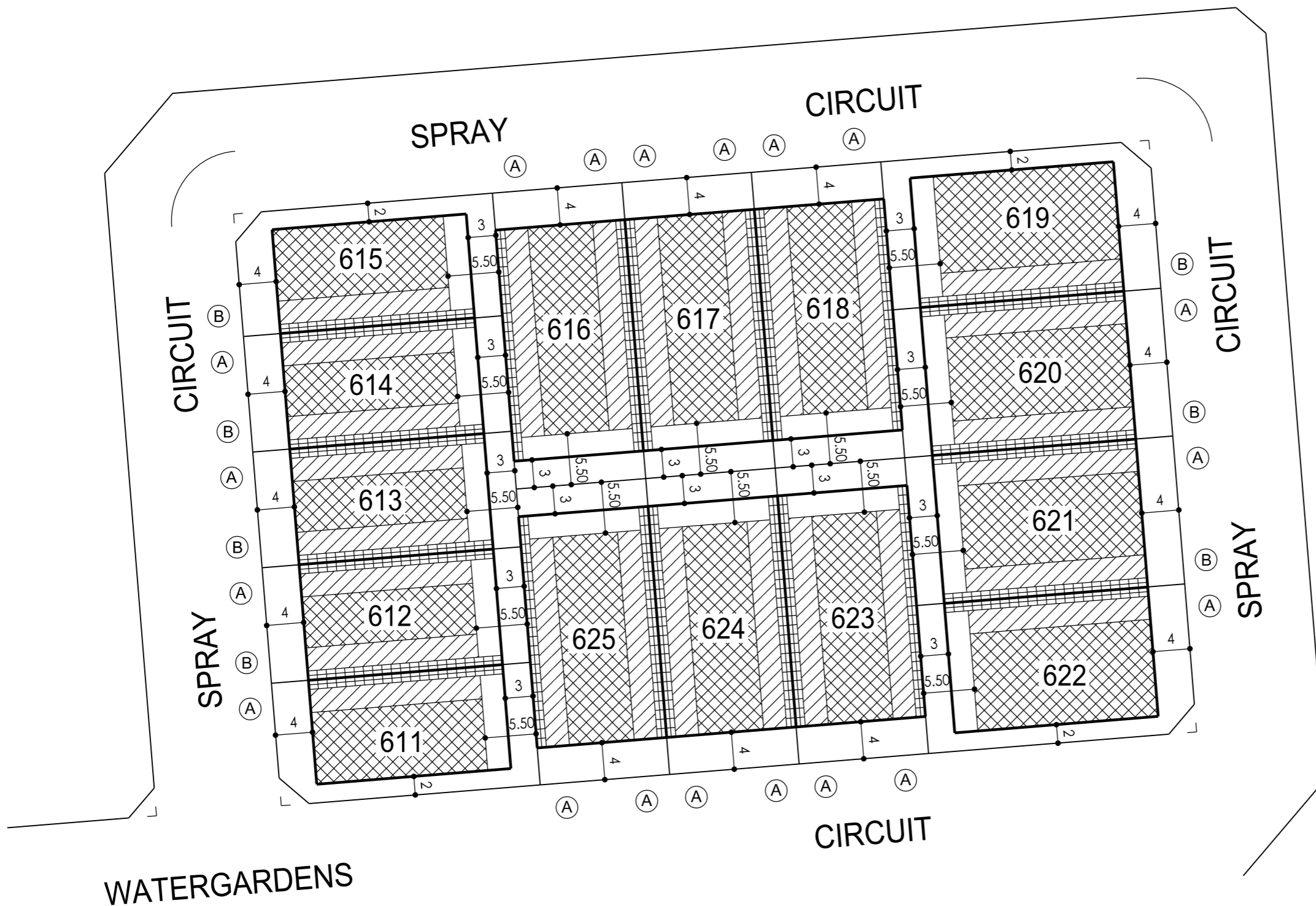
SHEET 1 OF 3 SHEETS

8766/6B VERSION A



Breese Pitt Dixon Pty Ltd
1/19 Cato Street
Hawthorn East Vic 3123
Ph: 8823 2300 Fax: 8823 2310
www.bpd.com.au info@bpd.com.au


AQUAREVO STAGE 6B
BUILDING ENVELOPE PLAN INCLUDING HEIGHT
AND SETBACK PROFILE IDENTIFIER CODE



WATERGARDENS

SEE SHEET 3

SCALE 1:500 AT A3



LENGTHS ARE IN METRES

SHEET 2 OF 3 SHEETS
 8766/6B VERSION A



NOTATIONS

THIS PLAN FORMS PART OF THE "AQUAREVO BUILDING DESIGN GUIDELINES." PLEASE REFER TO THESE GUIDELINES FOR FURTHER INFORMATION

THE BUILDING ENVELOPES ON THIS PLAN ARE SHOWN ENCLOSED BY CONTINUOUS THICK LINES

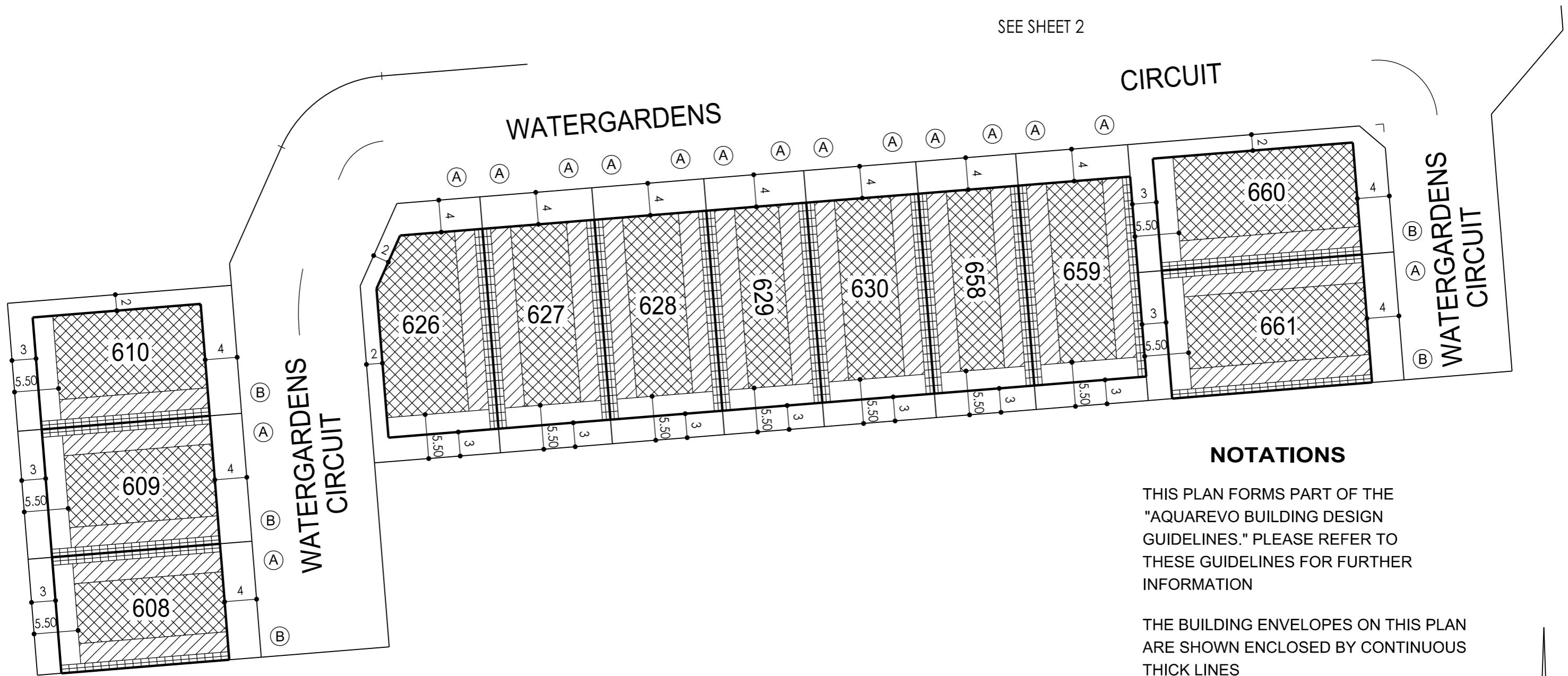
PROFILE TYPES (A) (B) (C) (S) (T) (V) ARE CONTAINED IN THE AQUAREVO BUILDING DESIGN GUIDELINES

ON LOTS WHERE MORE THAN ONE BUILDING TO BOUNDARY ZONE (CROSS HATCHED ON THIS PLAN) IS SHOWN, A BUILDING CONSTRUCTED ON THE SAID LOT, MUST ONLY BE CONSTRUCTED WITHIN THE BUILDING TO BOUNDARY ZONE WHICH IS DIRECTLY ADJACENT TO THE CONSTRUCTED CROSSOVER



**AQUAREVO STAGE 6B
BUILDING ENVELOPE PLAN INCLUDING HEIGHT
AND SETBACK PROFILE IDENTIFIER CODE**

SEE SHEET 2



NOTATIONS


THIS PLAN FORMS PART OF THE "AQUAREVO BUILDING DESIGN GUIDELINES." PLEASE REFER TO THESE GUIDELINES FOR FURTHER INFORMATION

THE BUILDING ENVELOPES ON THIS PLAN ARE SHOWN ENCLOSED BY CONTINUOUS THICK LINES

PROFILE TYPES (A) (B) (C) (S) (T) (V) ARE CONTAINED IN THE AQUAREVO BUILDING DESIGN GUIDELINES

ON LOTS WHERE MORE THAN ONE BUILDING TO BOUNDARY ZONE (CROSS HATCHED ON THIS PLAN) IS SHOWN, A BUILDING CONSTRUCTED ON THE SAID LOT, MUST ONLY BE CONSTRUCTED WITHIN THE BUILDING TO BOUNDARY ZONE WHICH IS DIRECTLY ADJACENT TO THE CONSTRUCTED CROSSOVER

SCALE 1:500 AT A3



LENGTHS ARE IN METRES

SHEET 3 OF 3 SHEETS
8766/6B VERSION A

