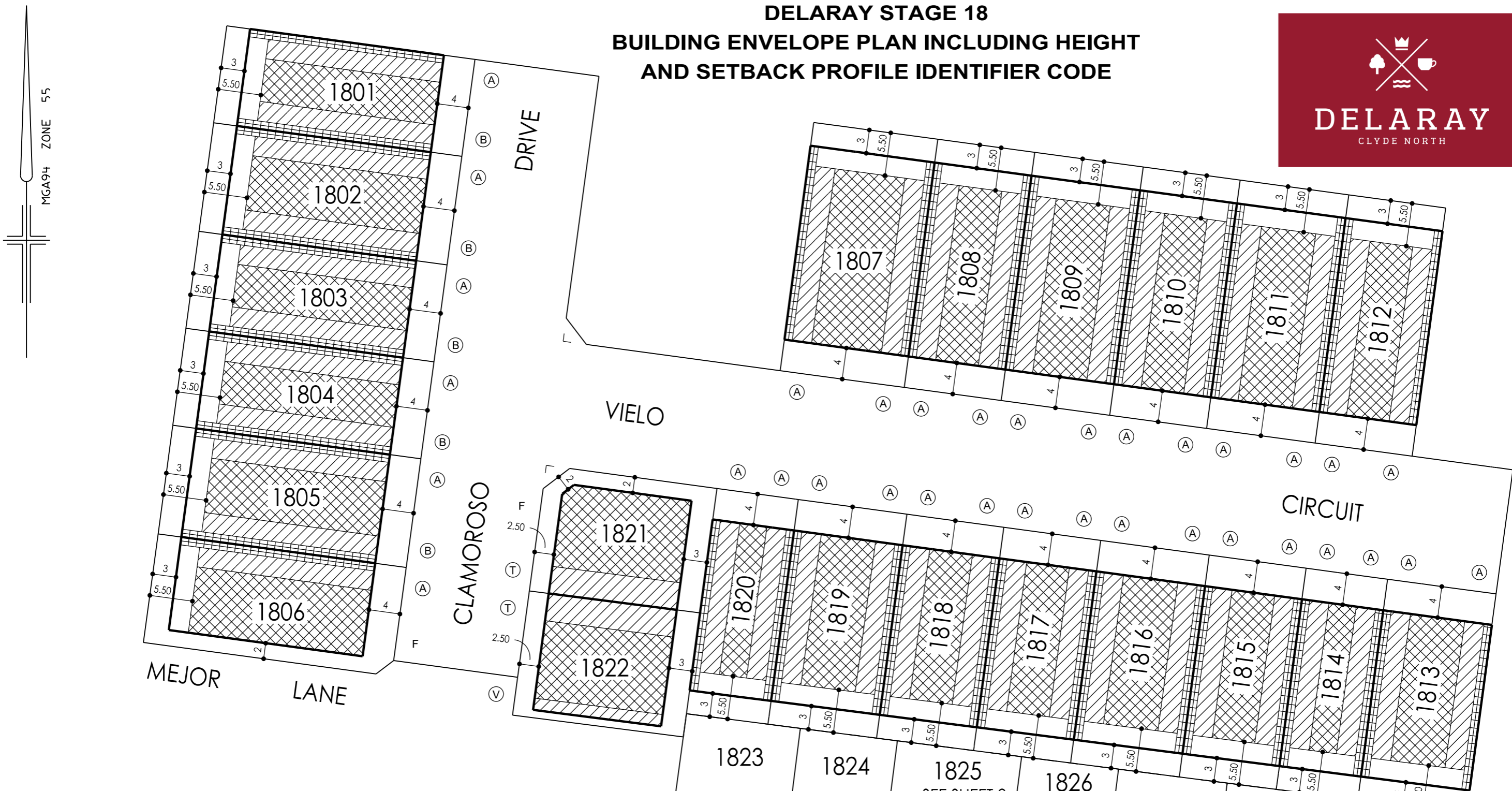



**DELARAY STAGE 18**

**BUILDING ENVELOPE PLAN INCLUDING HEIGHT AND SETBACK PROFILE IDENTIFIER CODE**



MGA94 ZONE 55

SCALE 1:500 AT A3



LENGTHS ARE IN METRES  
SHEET 1 OF 2 SHEETS  
8974/18 VERSION C

**NOTATIONS**

'F' DENOTES PRIMARY STREET FRONTAGE OF CORNER LOTS

- \* LOTS UNDER 250m<sup>2</sup> DO NOT INCLUDE BUILDING ENVELOPES AS THEY ARE SUBJECT TO EITHER THE SMALL LOT HOUSING CODE OR REQUIRE A SPECIFIC SEPARATE PERMIT FOR A DWELLING. SEE SMALL LOT HOUSING CODE IN RELATION TO TYPE A AND B LOTS

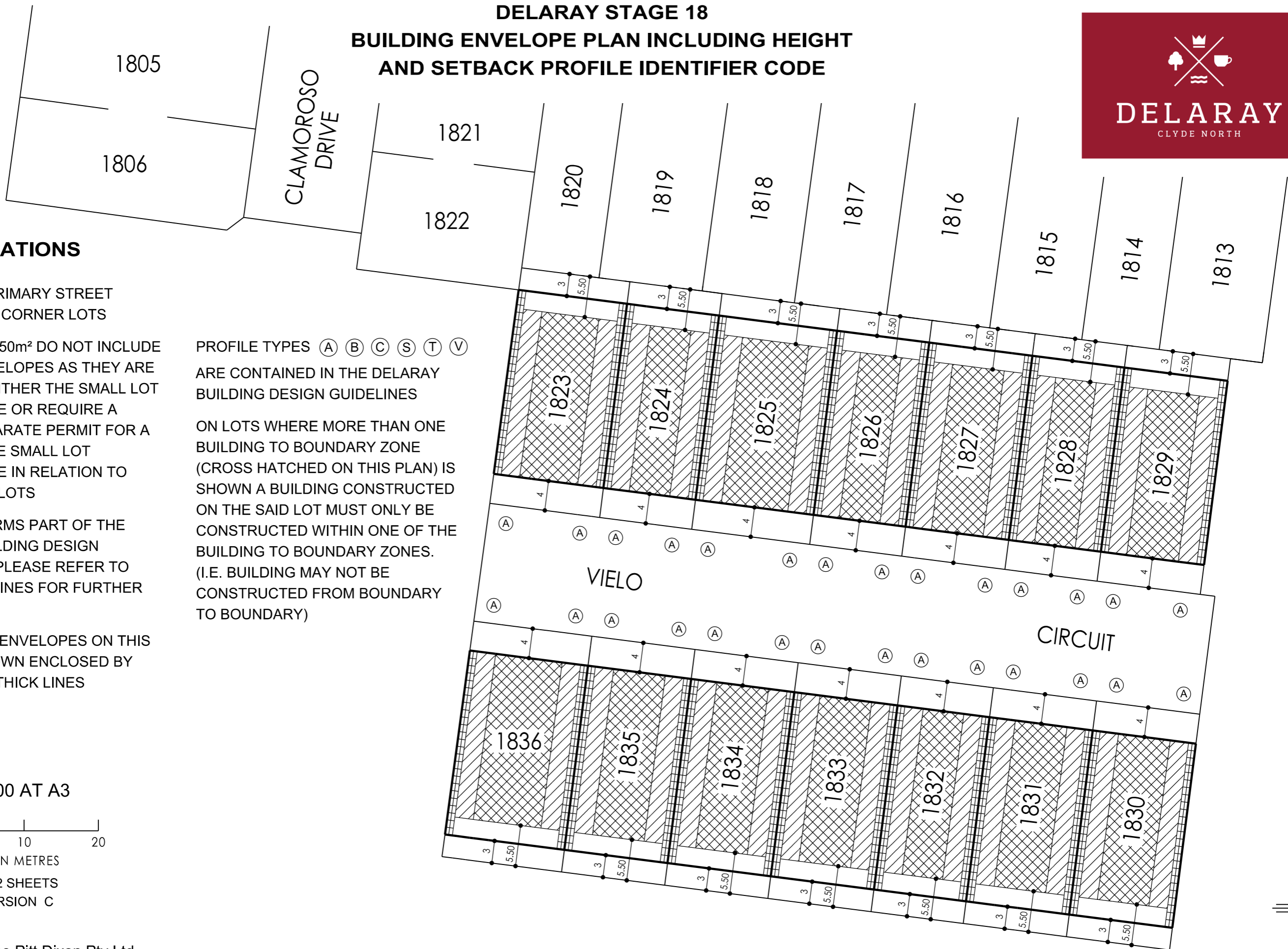
THIS PLAN FORMS PART OF THE "DELARAY BUILDING DESIGN GUIDELINES." PLEASE REFER TO THESE GUIDELINES FOR FURTHER INFORMATION

THE BUILDING ENVELOPES ON THIS PLAN ARE SHOWN ENCLOSED BY CONTINUOUS THICK LINES

PROFILE TYPES (A) (B) (C) (S) (T) (V) ARE CONTAINED IN THE DELARAY BUILDING DESIGN GUIDELINES

ON LOTS WHERE MORE THAN ONE BUILDING TO BOUNDARY ZONE (CROSS HATCHED ON THIS PLAN) IS SHOWN A BUILDING CONSTRUCTED ON THE SAID LOT MUST ONLY BE CONSTRUCTED WITHIN ONE OF THE BUILDING TO BOUNDARY ZONES. (I.E. BUILDING MAY NOT BE CONSTRUCTED FROM BOUNDARY TO BOUNDARY)

**DELARAY STAGE 18  
BUILDING ENVELOPE PLAN INCLUDING HEIGHT  
AND SETBACK PROFILE IDENTIFIER CODE**



**NOTATIONS**

'F' DENOTES PRIMARY STREET FRONTAGE OF CORNER LOTS

\* LOTS UNDER 250m<sup>2</sup> DO NOT INCLUDE BUILDING ENVELOPES AS THEY ARE SUBJECT TO EITHER THE SMALL LOT HOUSING CODE OR REQUIRE A SPECIFIC SEPARATE PERMIT FOR A DWELLING. SEE SMALL LOT HOUSING CODE IN RELATION TO TYPE A AND B LOTS


THIS PLAN FORMS PART OF THE "DELARAY BUILDING DESIGN GUIDELINES." PLEASE REFER TO THESE GUIDELINES FOR FURTHER INFORMATION

THE BUILDING ENVELOPES ON THIS PLAN ARE SHOWN ENCLOSED BY CONTINUOUS THICK LINES

PROFILE TYPES (A) (B) (C) (S) (T) (V) ARE CONTAINED IN THE DELARAY BUILDING DESIGN GUIDELINES

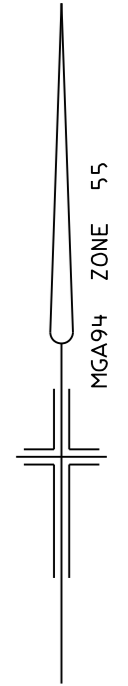
ON LOTS WHERE MORE THAN ONE BUILDING TO BOUNDARY ZONE (CROSS HATCHED ON THIS PLAN) IS SHOWN A BUILDING CONSTRUCTED ON THE SAID LOT MUST ONLY BE CONSTRUCTED WITHIN ONE OF THE BUILDING TO BOUNDARY ZONES. (I.E. BUILDING MAY NOT BE CONSTRUCTED FROM BOUNDARY TO BOUNDARY)

SCALE 1:500 AT A3



LENGTHS ARE IN METRES  
SHEET 2 OF 2 SHEETS  
8974/18 VERSION C

 Breese Pitt Dixon Pty Ltd  
1/19 Cato Street  
Hawthorn East Vic 3123  
Ph: 8823 2300 Fax: 8823 2310  
www.bpd.com.au info@bpd.com.au



Casey Planning Scheme Endorsed in accordance with condition(s) 4 and 5 on 16/03/2020 under Permit No. PlnA00753/14.E Sheet 2 of 2 by pwhebell