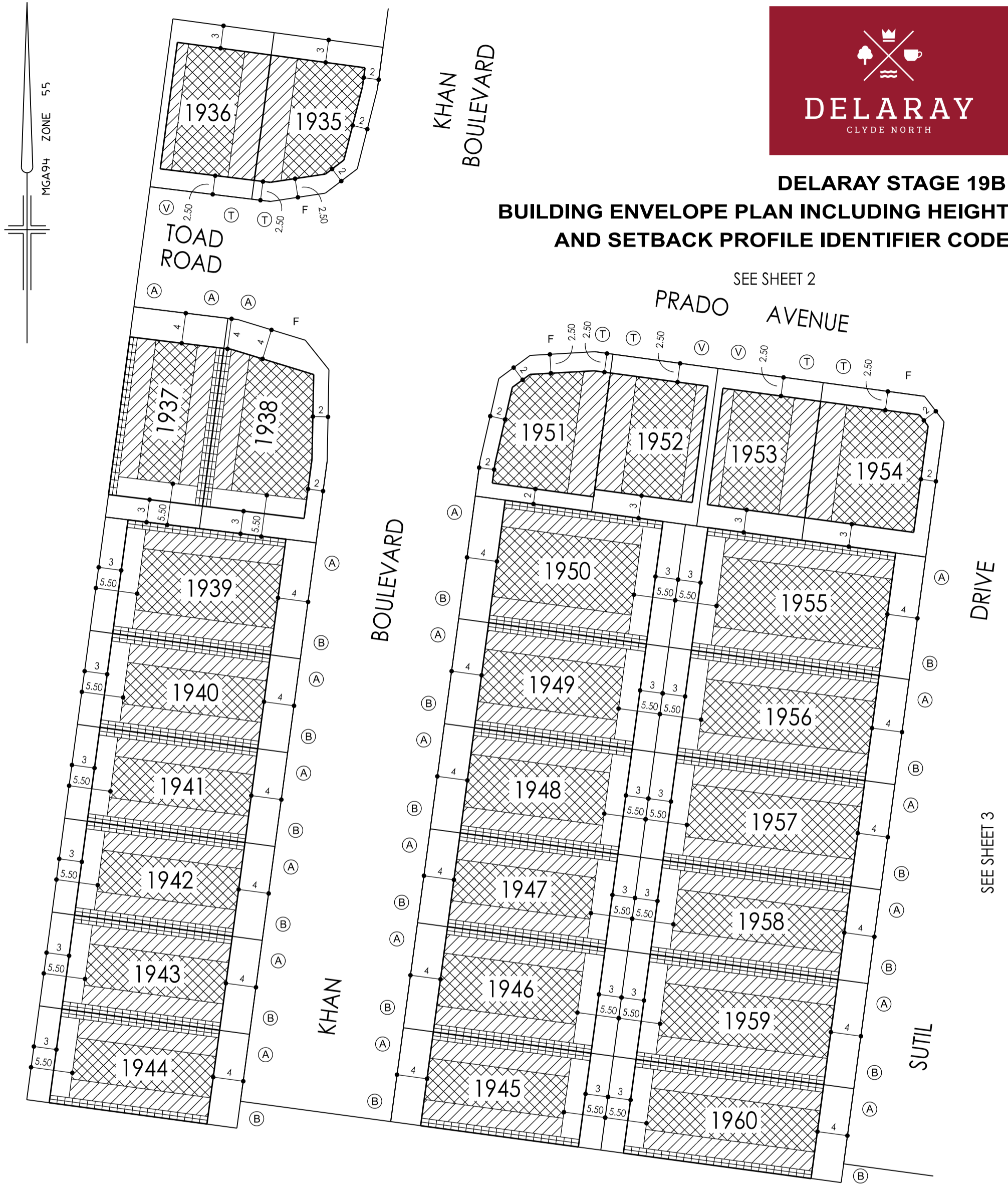




**DELARAY STAGE 19B  
BUILDING ENVELOPE PLAN INCLUDING HEIGHT  
AND SETBACK PROFILE IDENTIFIER CODE**



SEE SHEET 2

SEE SHEET 3

**NOTATIONS**

'F' DENOTES PRIMARY STREET FRONTAGE OF CORNER LOTS

\* LOTS UNDER 250m<sup>2</sup> DO NOT INCLUDE BUILDING ENVELOPES AS THEY ARE SUBJECT TO EITHER THE SMALL LOT HOUSING CODE OR REQUIRE A SPECIFIC SEPARATE PERMIT FOR A DWELLING. SEE SMALL LOT HOUSING CODE IN RELATION TO TYPE A AND B LOTS

THIS PLAN FORMS PART OF THE "DELARAY BUILDING DESIGN GUIDELINES." PLEASE REFER TO THESE GUIDELINES FOR FURTHER INFORMATION


THE BUILDING ENVELOPES ON THIS PLAN ARE SHOWN ENCLOSED BY CONTINUOUS THICK LINES

PROFILE TYPES (A) (B) (C) (S) (T) (V)


ARE CONTAINED IN THE DELARAY BUILDING DESIGN GUIDELINES

ON LOTS WHERE MORE THAN ONE BUILDING TO BOUNDARY ZONE (CROSS HATCHED ON THIS PLAN) IS SHOWN A BUILDING CONSTRUCTED ON THE SAID LOT MUST ONLY BE CONSTRUCTED WITHIN ONE OF THE BUILDING TO BOUNDARY ZONES. (I.E. BUILDING MAY NOT BE CONSTRUCTED FROM BOUNDARY TO BOUNDARY)

SCALE 1:500 AT A3

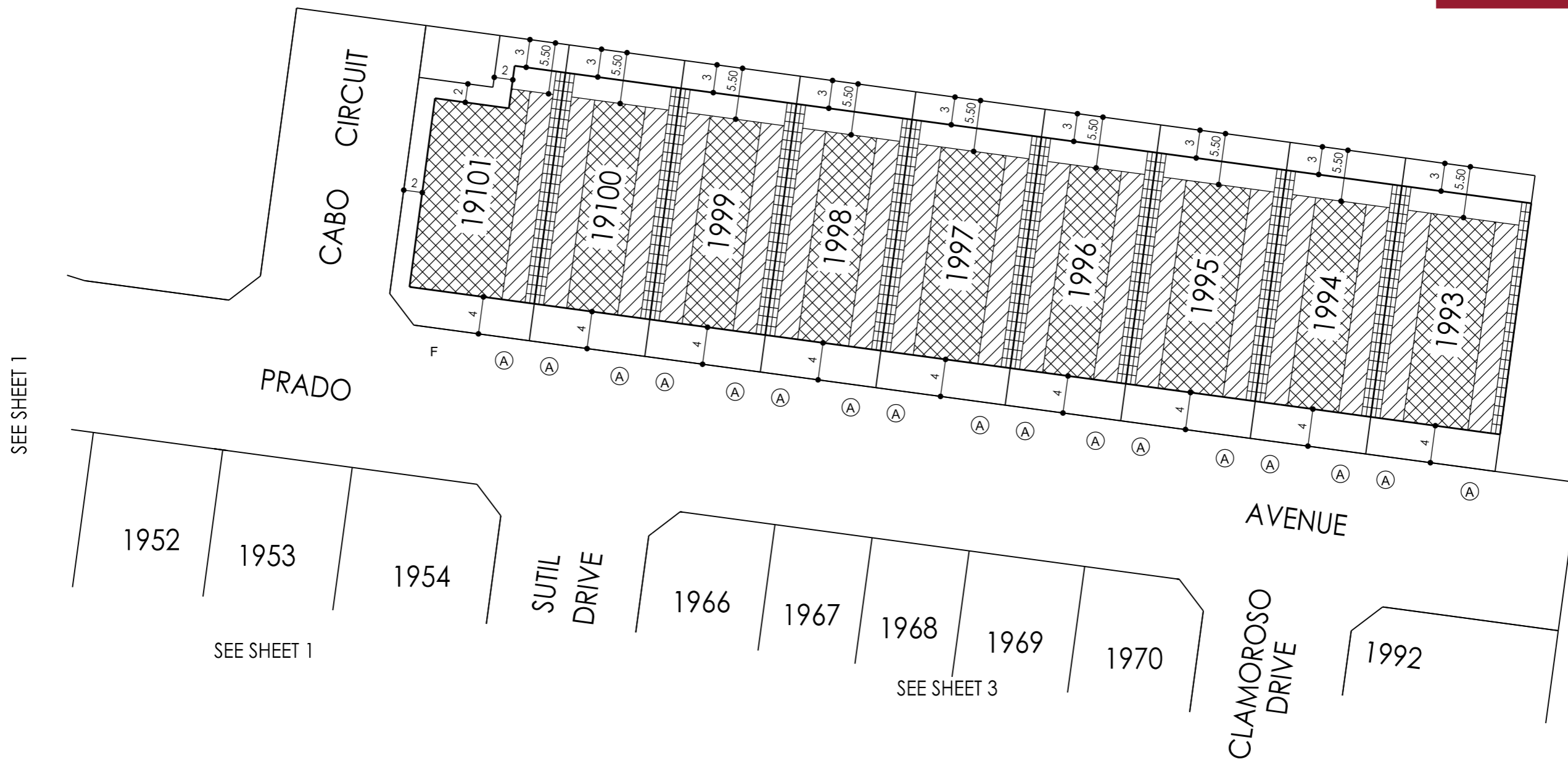
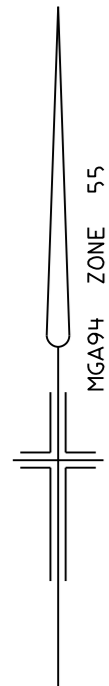


LENGTHS ARE IN METRES  
SHEET 1 OF 3 SHEETS  
8974/19B VERSION I



Breese Pitt Dixon Pty Ltd  
1/19 Cato Street  
Hawthorn East Vic 3123  
Ph: 8823 2300 Fax: 8823 2310  
www.bpd.com.au info@bpd.com.au

**DELARAY STAGE 19B  
BUILDING ENVELOPE PLAN INCLUDING HEIGHT  
AND SETBACK PROFILE IDENTIFIER CODE**



SEE SHEET 1

SEE SHEET 1

SEE SHEET 3

**NOTATIONS**

- 'F' DENOTES PRIMARY STREET FRONTAGE OF CORNER LOTS
- \* LOTS UNDER 250m<sup>2</sup> DO NOT INCLUDE BUILDING ENVELOPES AS THEY ARE SUBJECT TO EITHER THE SMALL LOT HOUSING CODE OR REQUIRE A SPECIFIC SEPARATE PERMIT FOR A DWELLING. SEE SMALL LOT HOUSING CODE IN RELATION TO TYPE A AND B LOTS


THIS PLAN FORMS PART OF THE "DELARAY BUILDING DESIGN GUIDELINES." PLEASE REFER TO THESE GUIDELINES FOR FURTHER INFORMATION

THE BUILDING ENVELOPES ON THIS PLAN ARE SHOWN ENCLOSED BY CONTINUOUS THICK LINES


PROFILE TYPES (A) (B) (C) (S) (T) (V) ARE CONTAINED IN THE DELARAY BUILDING DESIGN GUIDELINES

ON LOTS WHERE MORE THAN ONE BUILDING TO BOUNDARY ZONE (CROSS HATCHED ON THIS PLAN) IS SHOWN A BUILDING CONSTRUCTED ON THE SAID LOT MUST ONLY BE CONSTRUCTED WITHIN ONE OF THE BUILDING TO BOUNDARY ZONES. (I.E. BUILDING MAY NOT BE CONSTRUCTED FROM BOUNDARY TO BOUNDARY)

SCALE 1:500 AT A3

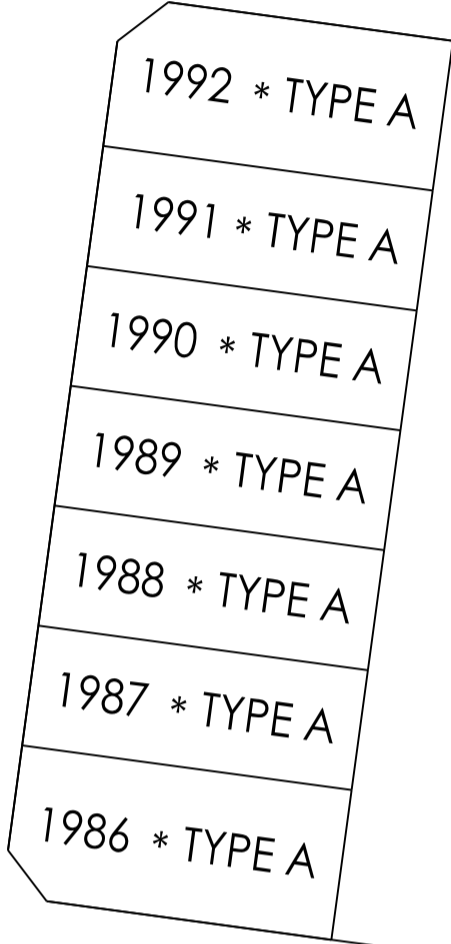
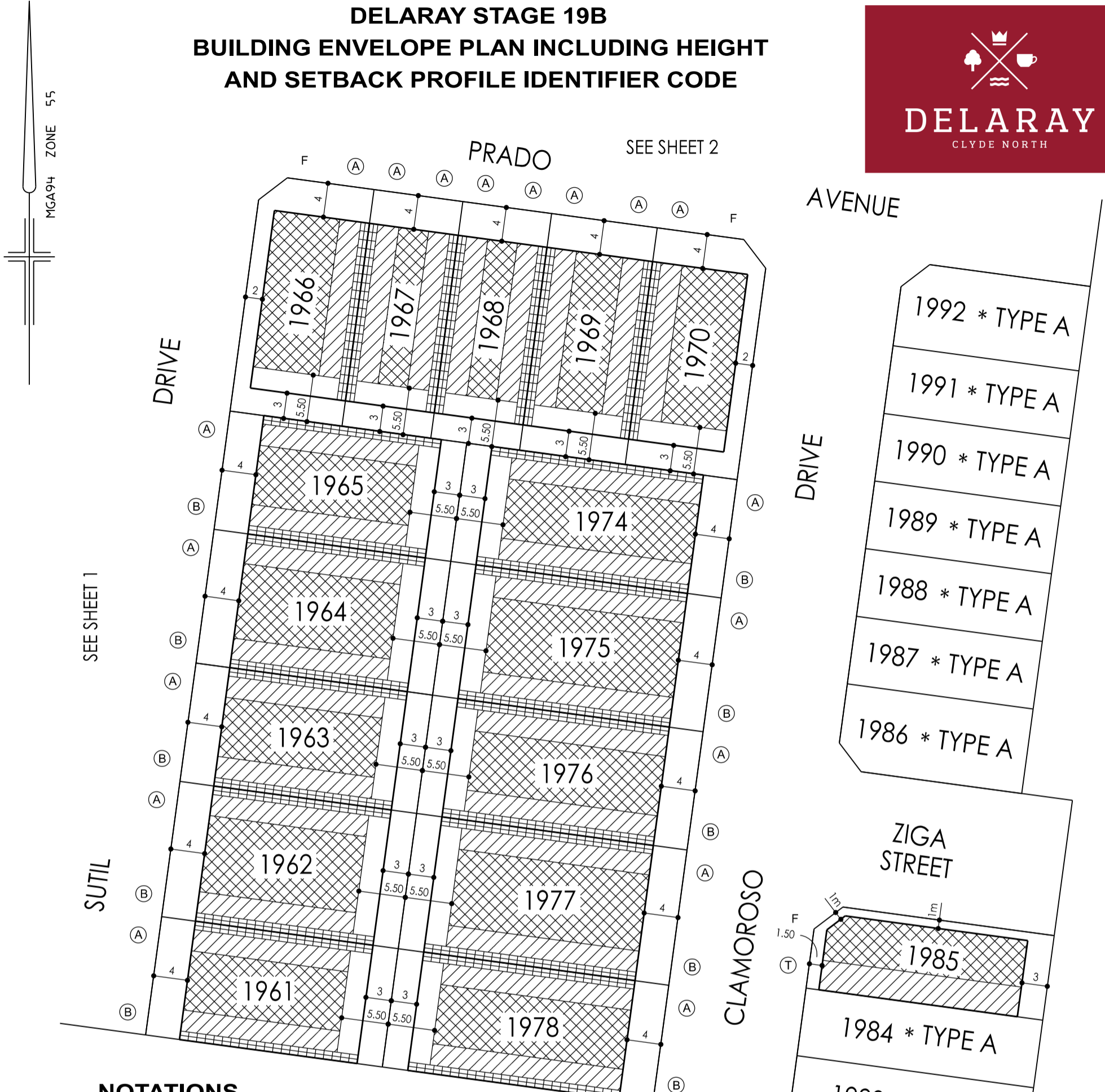


LENGTHS ARE IN METRES  
SHEET 2 OF 3 SHEETS  
8974/19B VERSION 1



Breese Pitt Dixon Pty Ltd  
1/19 Cato Street  
Hawthorn East Vic 3123  
Ph: 8823 2300 Fax: 8823 2310  
www.bpd.com.au info@bpd.com.au

**DELARAY STAGE 19B  
BUILDING ENVELOPE PLAN INCLUDING HEIGHT  
AND SETBACK PROFILE IDENTIFIER CODE**



**NOTATIONS**

'F' DENOTES PRIMARY STREET FRONTAGE OF CORNER LOTS

\* LOTS UNDER 250m<sup>2</sup> DO NOT INCLUDE BUILDING ENVELOPES AS THEY ARE SUBJECT TO EITHER THE SMALL LOT HOUSING CODE OR REQUIRE A SPECIFIC SEPARATE PERMIT FOR A DWELLING. SEE SMALL LOT HOUSING CODE IN RELATION TO TYPE A AND B LOTS

THIS PLAN FORMS PART OF THE "DELARAY BUILDING DESIGN GUIDELINES." PLEASE REFER TO THESE GUIDELINES FOR FURTHER INFORMATION

THE BUILDING ENVELOPES ON THIS PLAN ARE SHOWN ENCLOSED BY CONTINUOUS THICK LINES

PROFILE TYPES (A) (B) (C) (S) (T) (V) ARE CONTAINED IN THE DELARAY BUILDING DESIGN GUIDELINES


ON LOTS WHERE MORE THAN ONE BUILDING TO BOUNDARY ZONE (CROSS HATCHED ON THIS PLAN) IS SHOWN A BUILDING CONSTRUCTED ON THE SAID LOT MUST ONLY BE CONSTRUCTED WITHIN ONE OF THE BUILDING TO BOUNDARY ZONES. (I.E. BUILDING MAY NOT BE CONSTRUCTED FROM BOUNDARY TO BOUNDARY)

SCALE 1:500 AT A3



LENGTHS ARE IN METRES

SHEET 3 OF 3 SHEETS  
8974/19B VERSION I



Breese Pitt Dixon Pty Ltd  
1/19 Cato Street  
Hawthorn East Vic 3123  
Ph: 8823 2300 Fax: 8823 2310  
www.bpd.com.au info@bpd.com.au