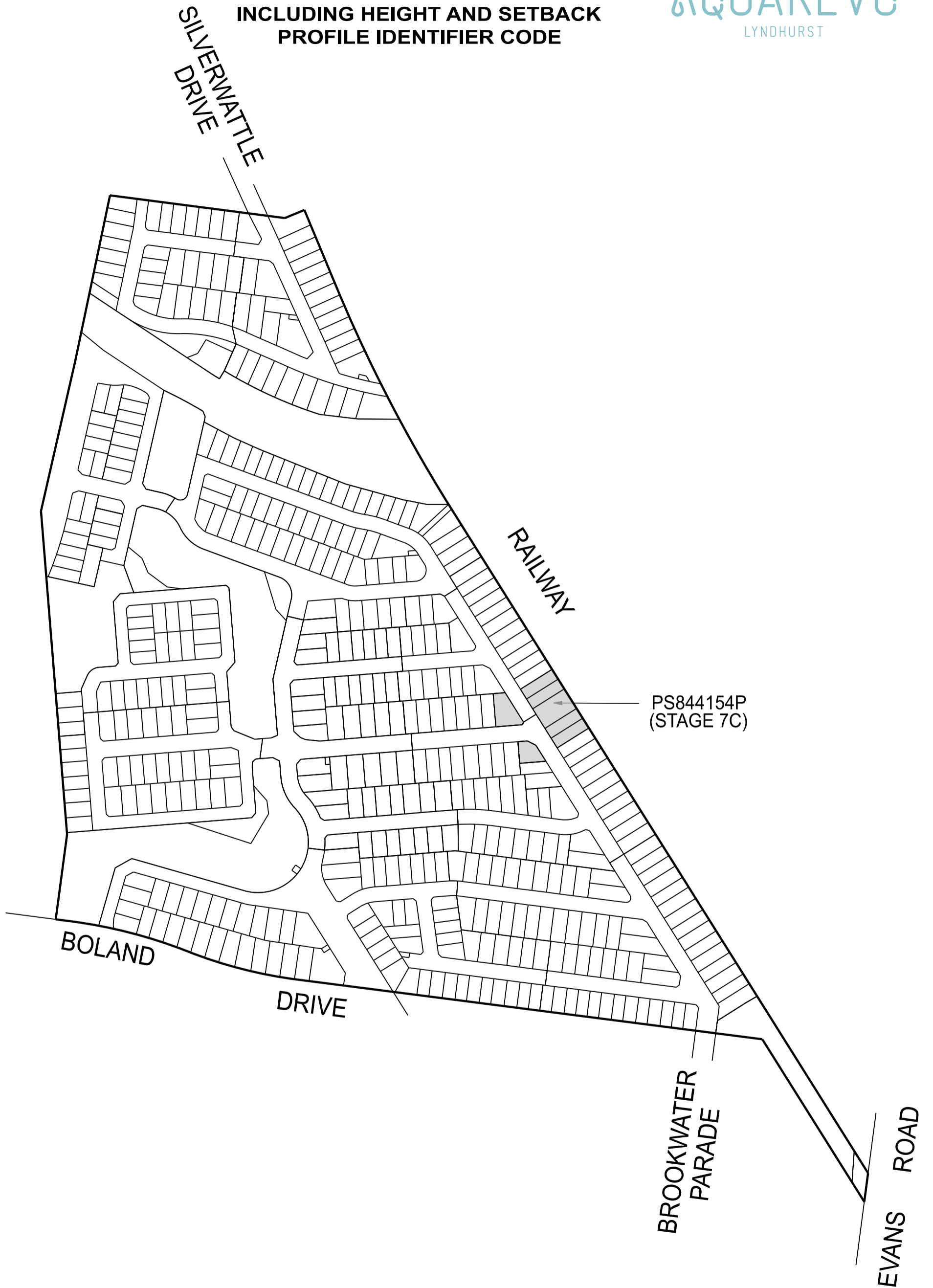
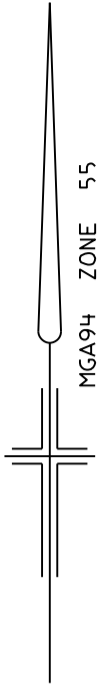
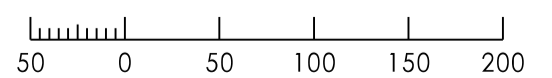


**AQUAREVO STAGE 7B  
BUILDING ENVELOPE PLAN  
INCLUDING HEIGHT AND SETBACK  
PROFILE IDENTIFIER CODE**

**AQUAREVO**  
LYNDHURST



SCALE 1:4000 AT A3



LENGTHS ARE IN METRES

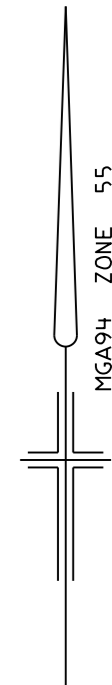
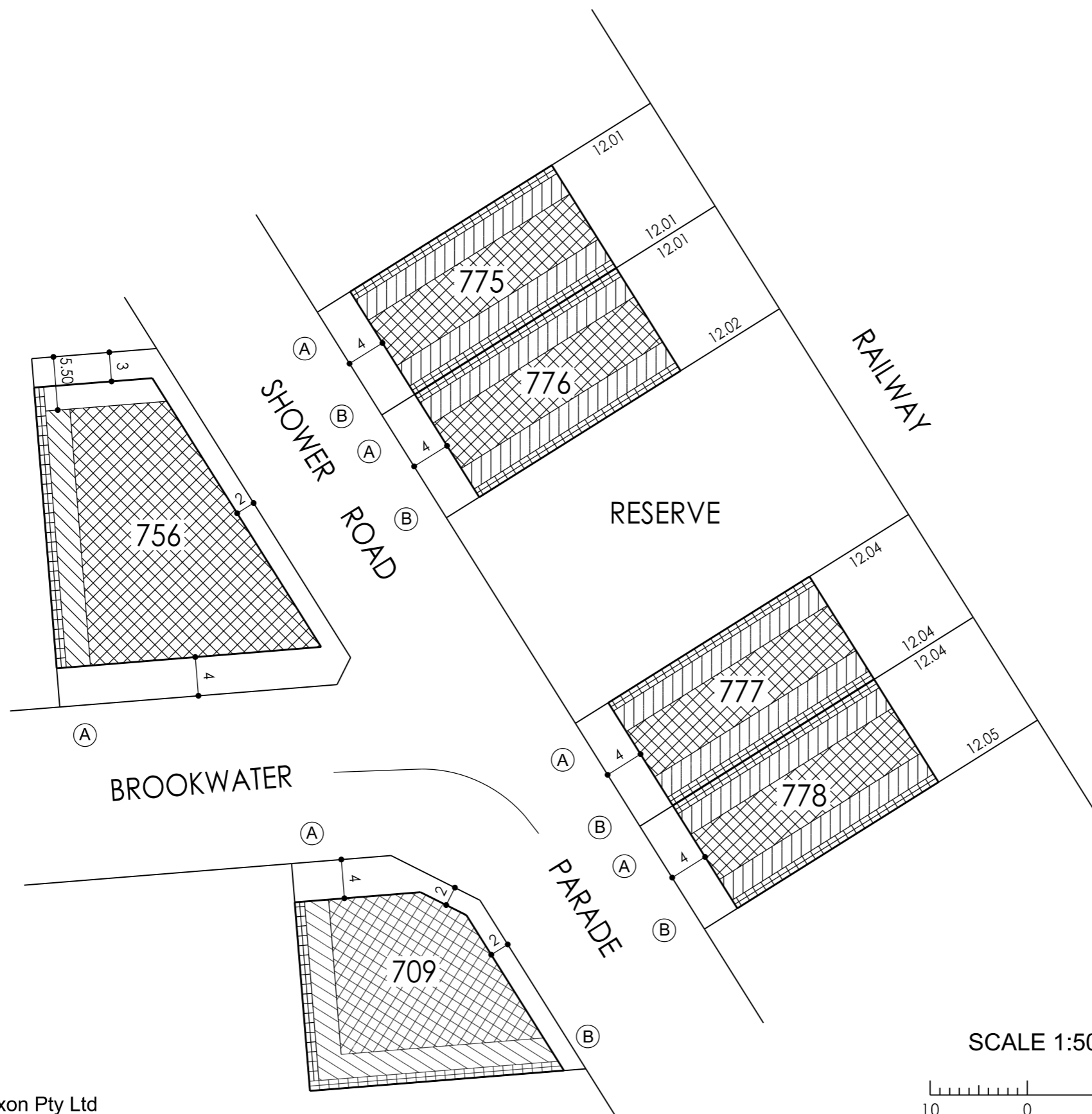
SHEET 1 OF 2 SHEETS

8766/7C VERSION C



Breese Pitt Dixon Pty Ltd  
1/19 Cato Street  
Hawthorn East Vic 3123  
Ph: 8823 2300 Fax: 8823 2310  
www.bpd.com.au info@bpd.com.au

**AQUAREVO STAGE 7C  
BUILDING ENVELOPE PLAN INCLUDING HEIGHT  
AND SETBACK PROFILE IDENTIFIER CODE**



**NOTATIONS**


THIS PLAN FORMS PART OF THE "AQUAREVO BUILDING DESIGN GUIDELINES." PLEASE REFER TO THESE GUIDELINES FOR FURTHER INFORMATION

THE BUILDING ENVELOPES ON THIS PLAN ARE SHOWN ENCLOSED BY CONTINUOUS THICK LINES

PROFILE TYPES (A) (B) (C) (S) (T) (V) ARE CONTAINED IN THE AQUAREVO BUILDING DESIGN GUIDELINES

ON LOTS WHERE MORE THAN ONE BUILDING TO BOUNDARY ZONE (CROSS HATCHED ON THIS PLAN) IS SHOWN, A BUILDING CONSTRUCTED ON THE SAID LOT, MUST ONLY BE CONSTRUCTED WITHIN THE BUILDING TO BOUNDARY ZONE WHICH IS DIRECTLY ADJACENT TO THE CONSTRUCTED CROSSOVER

**SCALE 1:500 AT A3**



LENGTHS ARE IN METRES

SHEET 2 OF 2 SHEETS

8766/7C VERSION C

