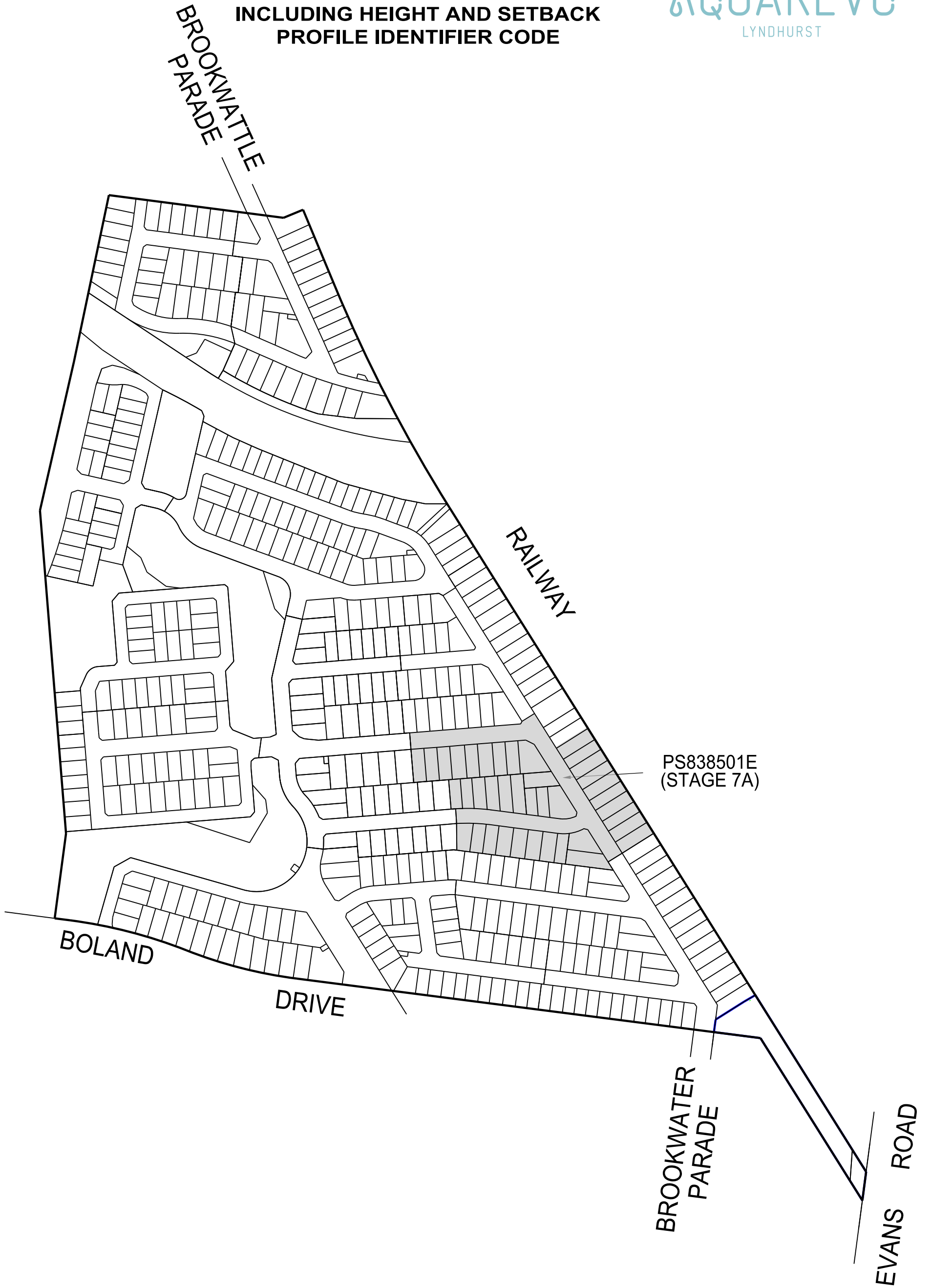
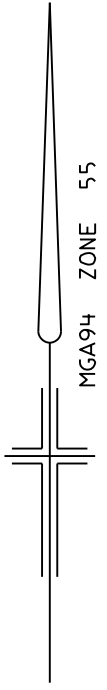


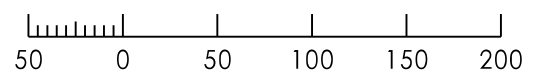
**AQUAREVO STAGE 7A
BUILDING ENVELOPE PLAN
INCLUDING HEIGHT AND SETBACK
PROFILE IDENTIFIER CODE**

AQUAREVO
LYNDHURST



PS838501E
(STAGE 7A)

SCALE 1:4000 AT A3



LENGTHS ARE IN METRES

SHEET 1 OF 4 SHEETS

8766/7A VERSION A

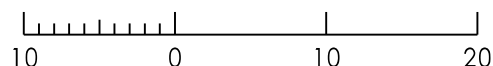


Breese Pitt Dixon Pty Ltd
1/19 Cato Street
Hawthorn East Vic 3123
Ph: 8823 2300 Fax: 8823 2310
www.bpd.com.au info@bpd.com.au

**AQUAREVO STAGE 7A
BUILDING ENVELOPE PLAN INCLUDING HEIGHT
AND SETBACK PROFILE IDENTIFIER CODE**



SCALE 1:500 AT A3



LENGTHS ARE IN METRES
SHEET 2 OF 4 SHEETS
8766/7A VERSION A

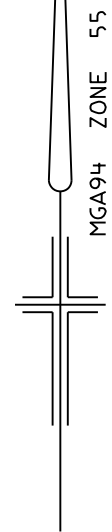
NOTATIONS

THIS PLAN FORMS PART OF THE "AQUAREVO BUILDING DESIGN GUIDELINES." PLEASE REFER TO THESE GUIDELINES FOR FURTHER INFORMATION

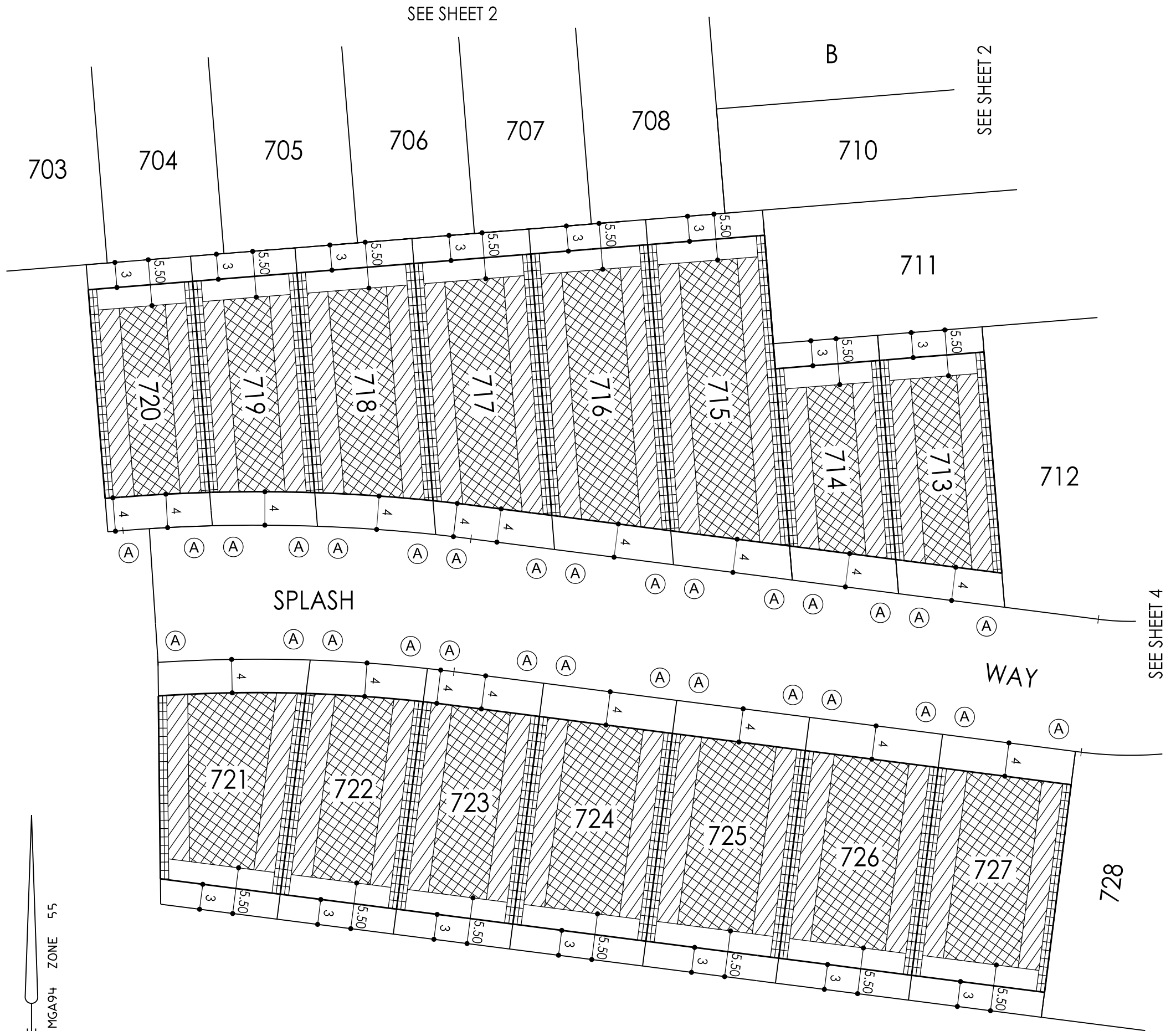
THE BUILDING ENVELOPES ON THIS PLAN ARE SHOWN ENCLOSED BY CONTINUOUS THICK LINES

PROFILE TYPES (A) (B) (C) (S) (T) (V) ARE CONTAINED IN THE AQUAREVO BUILDING DESIGN GUIDELINES

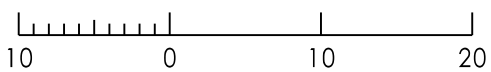
ON LOTS WHERE MORE THAN ONE BUILDING TO BOUNDARY ZONE (CROSS HATCHED ON THIS PLAN) IS SHOWN, A BUILDING CONSTRUCTED ON THE SAID LOT, MUST ONLY BE CONSTRUCTED WITHIN THE BUILDING TO BOUNDARY ZONE WHICH IS DIRECTLY ADJACENT TO THE CONSTRUCTED CROSSOVER



**AQUAREVO STAGE 7A
BUILDING ENVELOPE PLAN INCLUDING HEIGHT
AND SETBACK PROFILE IDENTIFIER CODE**



SCALE 1:500 AT A3



LENGTHS ARE IN METRES

SHEET 3 OF 4 SHEETS
8766/7A VERSION A

NOTATIONS


THIS PLAN FORMS PART OF THE "AQUAREVO BUILDING DESIGN GUIDELINES." PLEASE REFER TO THESE GUIDELINES FOR FURTHER INFORMATION

THE BUILDING ENVELOPES ON THIS PLAN ARE SHOWN ENCLOSED BY CONTINUOUS THICK LINES

PROFILE TYPES (A) (B) (C) (S) (T) (V)

ARE CONTAINED IN THE AQUAREVO BUILDING DESIGN GUIDELINES

ON LOTS WHERE MORE THAN ONE BUILDING TO BOUNDARY ZONE (CROSS HATCHED ON THIS PLAN) IS SHOWN, A BUILDING CONSTRUCTED ON THE SAID LOT, MUST ONLY BE CONSTRUCTED WITHIN THE BUILDING TO BOUNDARY ZONE WHICH IS DIRECTLY ADJACENT TO THE CONSTRUCTED CROSSOVER



Breese Pitt Dixon Pty Ltd
1/19 Cato Street
Hawthorn East Vic 3123
Ph: 8823 2300 Fax: 8823 2310
www.bpd.com.au info@bpd.com.au

**AQUAREVO STAGE 7A
BUILDING ENVELOPE PLAN INCLUDING HEIGHT
AND SETBACK PROFILE IDENTIFIER CODE**

NOTATIONS

THIS PLAN FORMS PART OF THE "AQUAREVO BUILDING DESIGN GUIDELINES." PLEASE REFER TO THESE GUIDELINES FOR FURTHER INFORMATION

THE BUILDING ENVELOPES ON THIS PLAN ARE SHOWN ENCLOSED BY CONTINUOUS THICK LINES

PROFILE TYPES (A) (B) (C) (S) (T) (V) ARE CONTAINED IN THE AQUAREVO BUILDING DESIGN GUIDELINES

ON LOTS WHERE MORE THAN ONE BUILDING TO BOUNDARY ZONE (CROSS HATCHED ON THIS PLAN) IS SHOWN, A BUILDING CONSTRUCTED ON THE SAID LOT, MUST ONLY BE CONSTRUCTED WITHIN THE BUILDING TO BOUNDARY ZONE WHICH IS DIRECTLY ADJACENT TO THE CONSTRUCTED CROSSOVER



MGA94 ZONE 55

B

710

711

713

SPLASH WAY

SEE SHEET 3

727

728

729

730

731

732

733

734

735

736

737

738

739

740

12.05

12.06

12.07

12.07

12.08

12.09

12.10

12.11

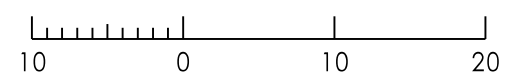
12.11

12.12

12.13

PARADE

SCALE 1:500 AT A3



LENGTHS ARE IN METRES

SHEET 4 OF 4 SHEETS

8766/7A VERSION A

