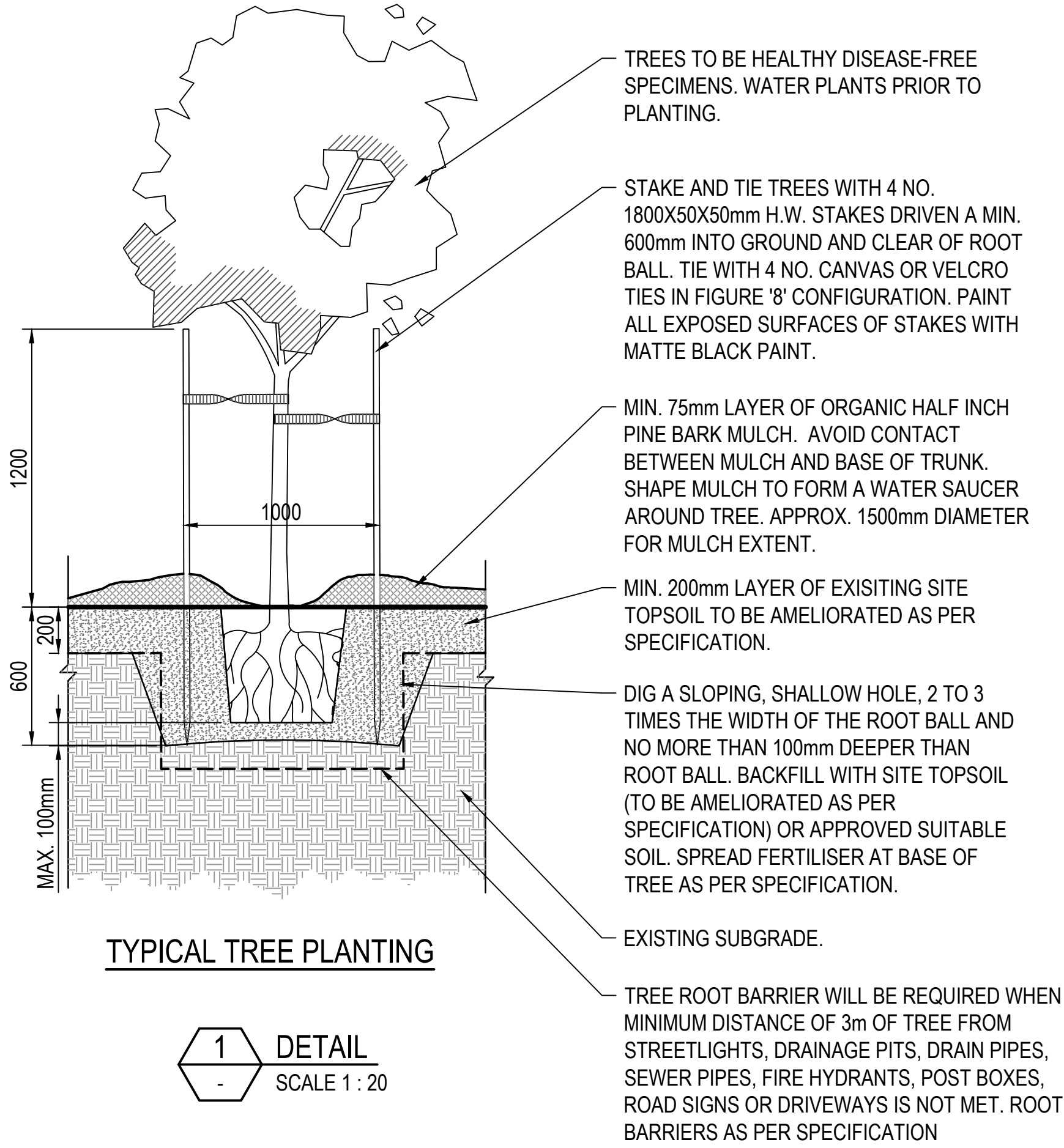


TYPICAL STREET
TREE SETOUT PLAN
SCALE 1:100



TYPICAL TREE PLANTING

1
-
DETAIL
SCALE 1 : 20

TREE PLANTING NOTES:

GENERAL:

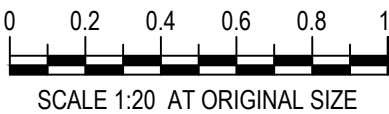
- NO TREE IS TO BE PLANTED PRIOR TO UNDERGROUND SERVICES BEING PROVEN.
- AN APPROPRIATE SOIL ADDITIVE TO BE USED WITH THE BACKFILL SOIL IN ACCORDANCE WITH THE SPECIFICATION.
- TREE STAKES SHALL BE INSTALLED OUTSIDE OF THE ROOT BALL AND CANOPY AREA OF THE TREE.
- MULCH SHALL BE PLACED AROUND THE TREE AT THE NOMINATED DEPTH AND COVER THE AREA TO THE OUTER RADIUS OF THE TREE STAKES. REFER TO STREET TREE AND PARK TREE NOTES FOR SPECIFIC MULCH TYPES.
- TREES SHOULD NOT BE PLANTED ANY CLOSER THAN 3M TO A DRAINAGE PIT, FIRE HYDRANT, STREET LIGHT, BUS SHELTER, POST BOXES, OR ROAD SIGNS.
- THE LOCATION OF TREES TO BE PLANTED IN THE VICINITY OF STREET LIGHTING WILL BE DETERMINED BY THE CONTRACT REPRESENTATIVE.
- THE ROOT BALL MUST NOT BE ABOVE EXISTING GROUND LEVEL AND HAVE SUFFICIENT COVER SO AS TO PREVENT EXCESSIVE WATER EVAPORATION.
- MECHANICAL EXCAVATION (ie. KANGA OR DINGA) MAY BE UTILISED HOWEVER, HOLES MUST BE ROUGHED UP PRIOR TO PLANTING.

STREET TREES:

- ALL STREET TREE LOCATIONS SHOWN ON PLAN TO BE USED AS A GUIDE ONLY. EXACT LOCATION OF STREET TREES TO BE CONFIRMED ON SITE WITH SUPERINTENDENT.
- TREE ROOT BARRIER WILL BE REQUIRED WHEN MINIMUM DISTANCE OF 3m OF TREE FROM STREETLIGHTS, DRAINAGE PITS, DRAIN PIPES, SEWER PIPES, FIRE HYDRANTS, POST BOXES, ROAD SIGNS OR DRIVEWAYS IS NOT MET. ROOT BARRIERS AS PER SPECIFICATION.
- ALL TREES SHALL BE PLANTED (AS FAR AS IT PRACTICABLE) IN A CENTRAL LOCATION WITHIN THE ROAD RESERVE/NATURESTRIP

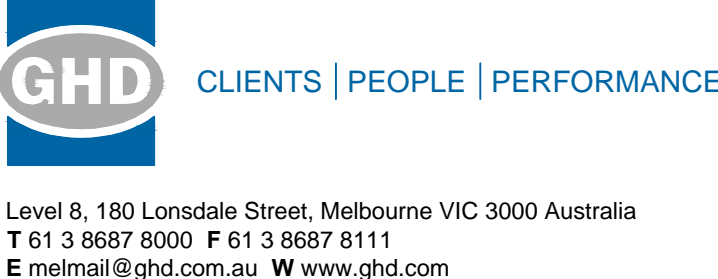


WARNING
ALL SERVICES SHOWN ON THIS DRAWING ARE APPROXIMATE ONLY AND EXACT LOCATION IS TO BE CONFIRMED ON SITE BY CONTRACTOR PRIOR TO COMMENCEMENT OF ANY WORKS.



PRELIMINARY

A	ISSUE FOR APPROVAL	GO			
No	Revision	Note: * indicates signatures on original issue of drawing or last revision of drawing	Drawn	Job Manager	Project Director
					Date



DO NOT SCALE	Drawn G. OBMERGA	Designer G. CATER
Conditions of Use. This document may only be used by GHD's client (and any other person who GHD has agreed can use this document) for the purpose for which it was prepared and must not be used by any other person or for any other purpose.	Drafting Check	Design Check
	Approved (Project Director) Date	
	Scale AS SHOWN	This Drawing must not be used for Construction unless signed as Approved

Client	VILLAWOOD PROPERTIES
Project	ASPIRE DEVELOPMENT
Title	STAGE 2 TREE SETOUT AND DETAILS
Original Size	A1
Drawing No:	31-26332-L211
Rev:	A