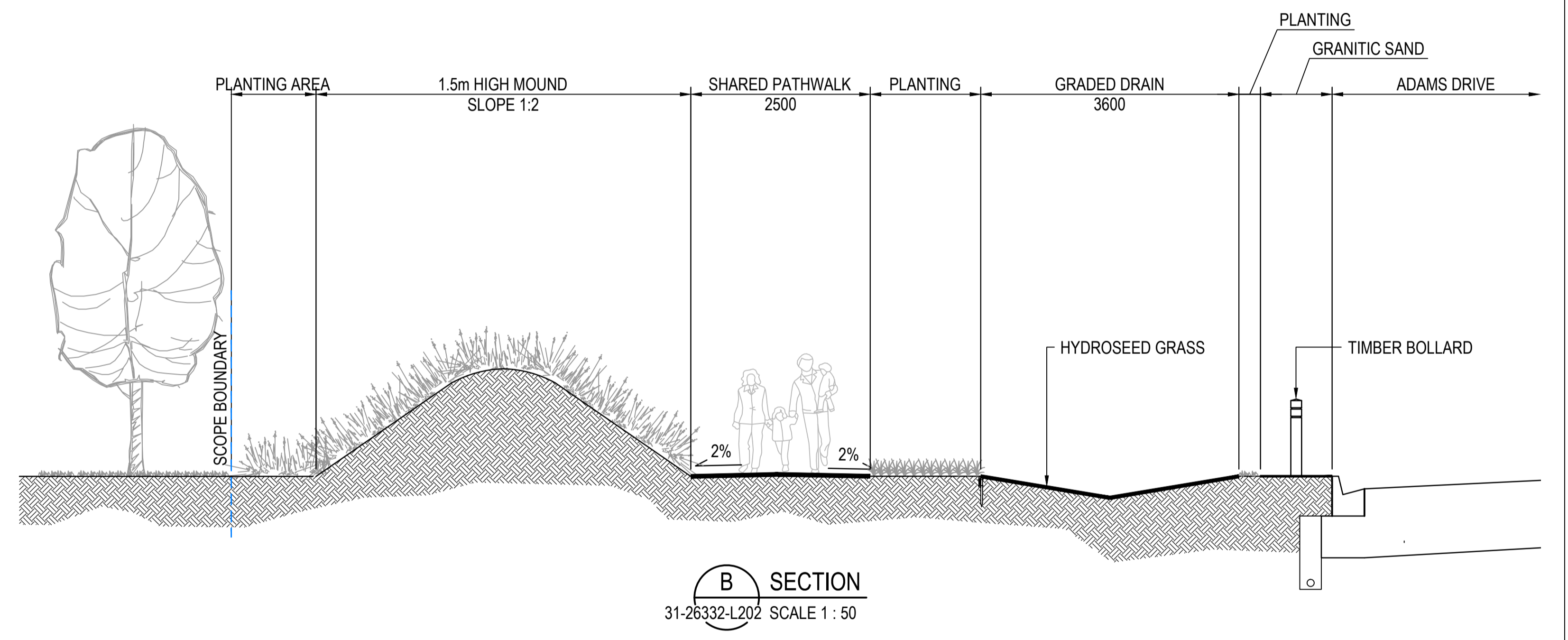
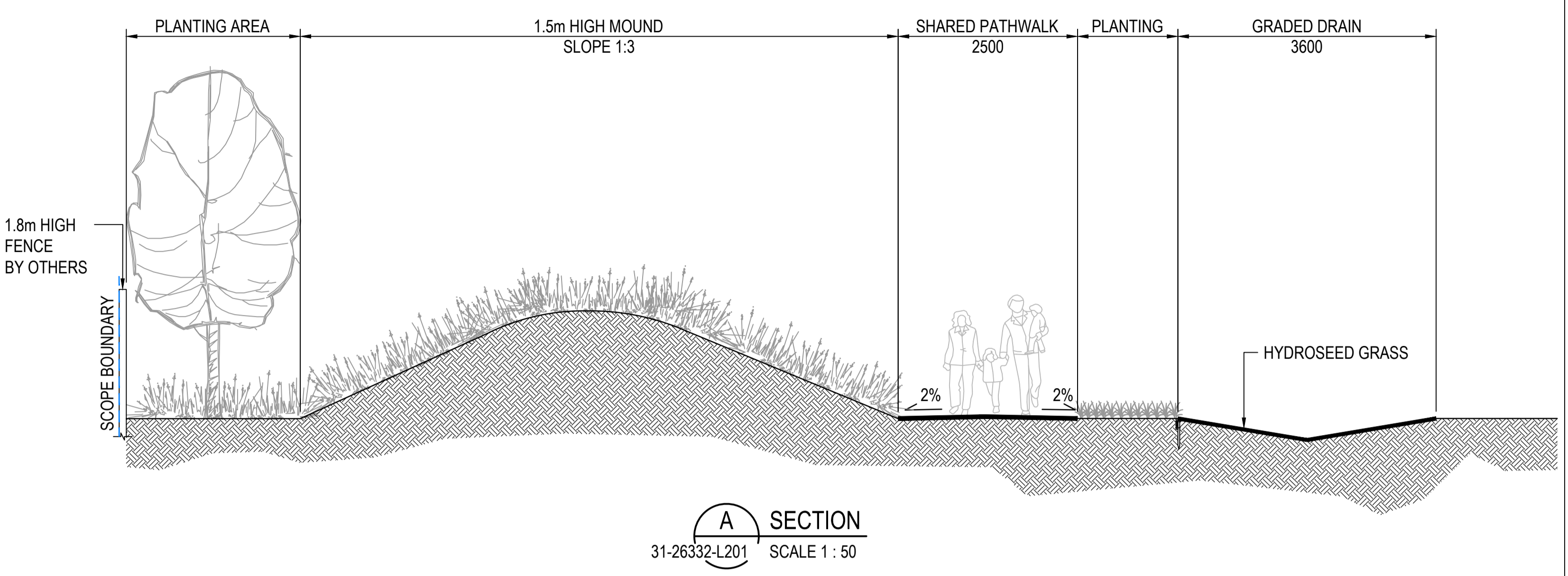
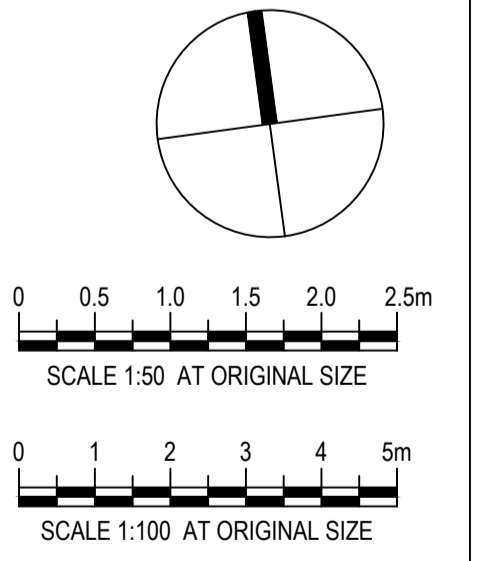


**LINEAR PARK ENLARGEMENT**  
SCALE 1:100



**LEGEND:**

- STANDARD CONCRETE FOOTPATH
- GRANITIC SAND FINISH
- GRASS AREAS
- PAVING BY CIVIL CONTRACTOR
- 150mm CONCRETE TREE SURROUND
- CJ-CJ-CJ- CONTRACTION JOINT AT 3m INTERVAL
- EJ-EJ-EJ- EXPANSION JOINT AT 12m INTERVAL
- TE-TE- TIMBER EDGE
- STREET TREE - *Angophora costata*
- STREET TREE - *Lagerstroemia indica x L. fauriei 'Natchez'*
- STREET TREE - *Tristania Laurina*
- STREET TREE - *Pyrus calleryana 'Aristocrat'*



**PRELIMINARY**

No	Revision	Note: * indicates signatures on original issue of drawing or last revision of drawing	Drawn	Job Manager	Project Director	Date
A	ISSUE FOR APPROVAL		GO			



<b>DO NOT SCALE</b>	Drawn G.OBMERGA	Designer G. CATER
Conditions of Use. This document may only be used by GHD's client (and any other person who GHD has agreed can use this document) for the purpose for which it was prepared and must not be used by any other person or for any other purpose.	Drafting Check	Design Check
	Approved (Project Director)	Date
	Scale AS SHOWN	This Drawing must not be used for Construction unless signed as Approved

Client	<b>VILLAWOOD PROPERTIES ASPIRE DEVELOPMENT</b>
Project	<b>STAGE 2 LINEAR PARK DETAILS</b>
Title	<b>STAGE 2 LINEAR PARK DETAILS</b>
Original Size	A1
Drawing No:	<b>31-26332-L209</b>
Rev:	<b>A</b>