



file name: 305948CR900.dwg, layout: title sheet, 1 plotted by: Ulises Tran, file location: G:\305948\305948.dwg, plot date: 20/02/2023 9:00 AM, Sheet: 40 of 45 Sheets

LEGEND
EXISTING CONCRETE SLEEPER RETAINING WALL
EXISTING ROCK RETAINING WALL
EXISTING ROCK RETAINING WALL WITH FENCE
FUTURE CONCRETE SLEEPER RETAINING WALL
CONCRETE SLEEPER RETAINING WALL
ROCK RETAINING WALL
ROCK RETAINING WALL WITH FENCE

NOTE:
THE RETAINING WALL PLAN IS NOT PART OF THE SUBDIVISIONAL WORKS OR APPROVAL. IT IS SUBJECT TO SEPARATE APPROVAL, THIS SHEET IS SUPPLEMENTARY TO THE ENGINEERING DRAWINGS.

NOTE:
FOR LEVELS OF RETAINING WALLS FRONTING STREETS, REFER TO RELEVANT ROAD/STREET LONGITUDINAL SECTIONS

NOTE:
AG DRAINS BEHIND RETAINING WALLS TO DISCHARGE INTO PROPERTY DRAINAGE CONNECTIONS

Rev	Amendments	Approved	Date
2	AS CONSTRUCTED	M.R	20/02/23
1	RETAINING WALL TYPES AMENDED	M.R	12/07/22
0	ISSUED FOR CONSTRUCTION	M.T-S	11/03/22
B	RETAINING WALL REMOVED	M.T-S	15/11/21
A	ISSUED TO COUNCIL	M.T-S	11/05/21



© Spiire Australia Pty Ltd All Rights Reserved
This document is produced by Spiire Australia Pty Ltd solely for the benefit of and use by the client in accordance with the terms of the retainer. Spiire Australia Pty Ltd does not and shall not assume any responsibility or liability whatsoever to any third party arising out of any use or reliance by third party on the content of this document.

414 LA TROBE STREET PO BOX 16084 MELBOURNE
VICTORIA 8007 AUSTRALIA T 61 3 9993 7888
spiire.com.au ABN 55 050 029 635

Designed L. TRAN	Checked J. KOEHLER
Authorised M. TOOMER-SMITH	Date 13/12/21

**SHERWOOD GRANGE
STAGE 4
ROAD AND DRAINAGE
RETAINING WALL - SHEET 1**
HUME CITY COUNCIL
RACECOURSE ROAD HOLDING PTY LTD

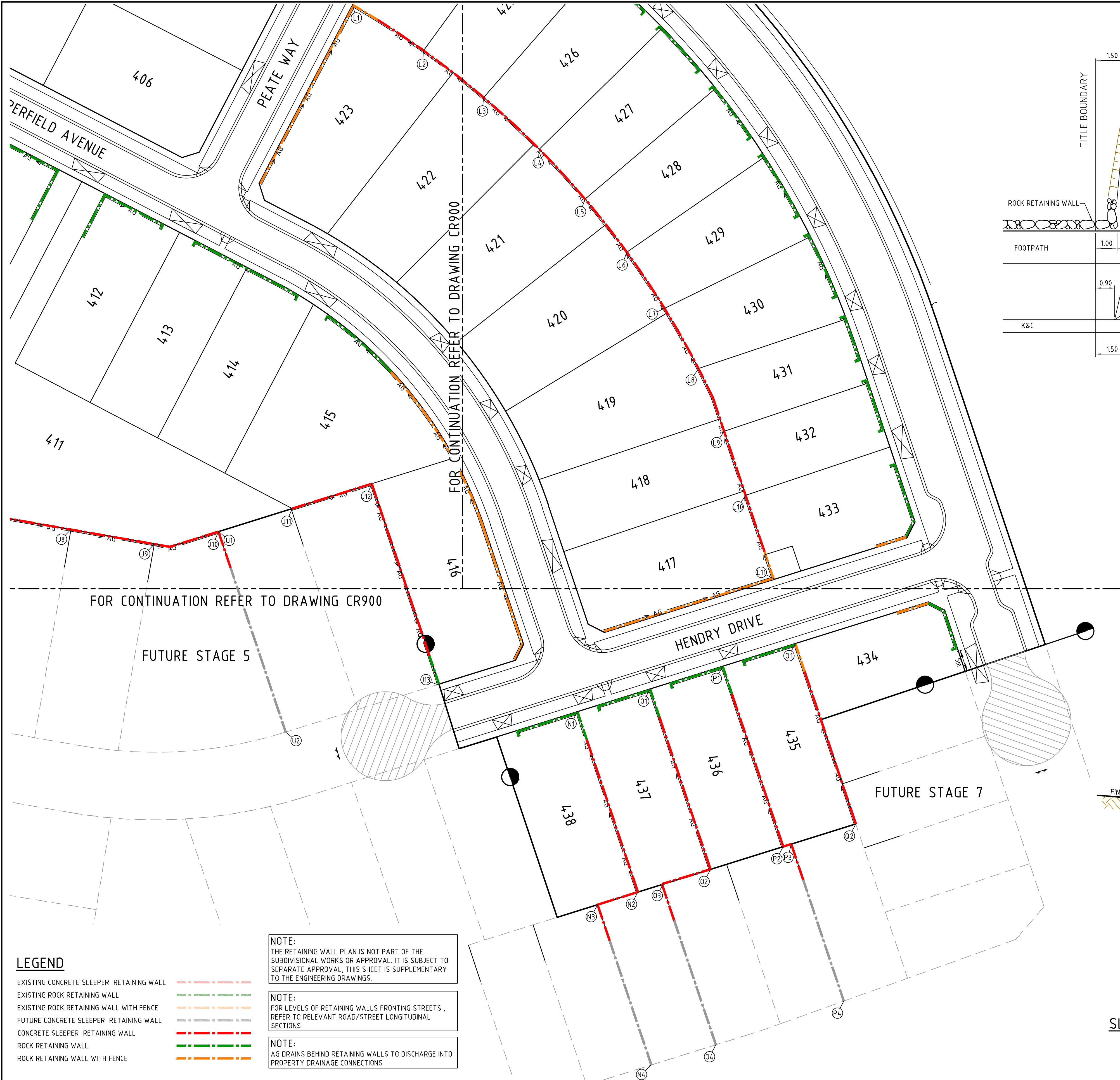
AS CONSTRUCTED

FOR CONTINUATION REFER TO DRAWING CR901

FOR CONTINUATION REFER TO DRAWING CR901

Rev 2

file name: 305948CR900.dwg layout: title SHEET 2 created by: Lillian Tran
file location: G:\305948\305948.dwg plot date: 20/02/2023 9:00 AM Sheet: 41 of 45 Sheets



LEGEND			
EXISTING CONCRETE SLEEPER RETAINING WALL	---		
EXISTING ROCK RETAINING WALL	---		
EXISTING ROCK RETAINING WALL WITH FENCE	---		
FUTURE CONCRETE SLEEPER RETAINING WALL	---		
CONCRETE SLEEPER RETAINING WALL	---		
ROCK RETAINING WALL	---		
ROCK RETAINING WALL WITH FENCE	---		

NOTE:
THE RETAINING WALL PLAN IS NOT PART OF THE SUBDIVISIONAL WORKS OR APPROVAL. IT IS SUBJECT TO SEPARATE APPROVAL. THIS SHEET IS SUPPLEMENTARY TO THE ENGINEERING DRAWINGS.

NOTE:
FOR LEVELS OF RETAINING WALLS FRONTING STREETS, REFER TO RELEVANT ROAD/STREET LONGITUDINAL SECTIONS

NOTE:
AG DRAINS BEHIND RETAINING WALLS TO DISCHARGE INTO PROPERTY DRAINAGE CONNECTIONS

Rev	Amendments	Approved	Date
3	AS CONSTRUCTED	M.R	20/02/23
2	LOT 434 CROSSOVER AND RETAINING WALL AMENDED	M.T-S	07/09/22
1	RETAINING WALL TYPES AMENDED	M.R	12/07/22
0	ISSUED FOR CONSTRUCTION	M.T-S	11/03/22
B	RETAINING WALL REMOVED	M.T-S	15/11/21
A	ISSUED TO COUNCIL	M.T-S	11/05/21





© Spiire Australia Pty Ltd All Rights Reserved
This document is produced by Spiire Australia Pty Ltd solely for the benefit of and use by the client in accordance with the terms of the retainer. Spiire Australia Pty Ltd does not and shall not assume any responsibility or liability whatsoever to any third party arising out of any use or reliance by third party on the content of this document.

spiire

414 LA TROBE STREET PO BOX 16084 MELBOURNE
VICTORIA 8007 AUSTRALIA T 61 3 9993 7888
spiire.com.au ABN 55 050 029 635

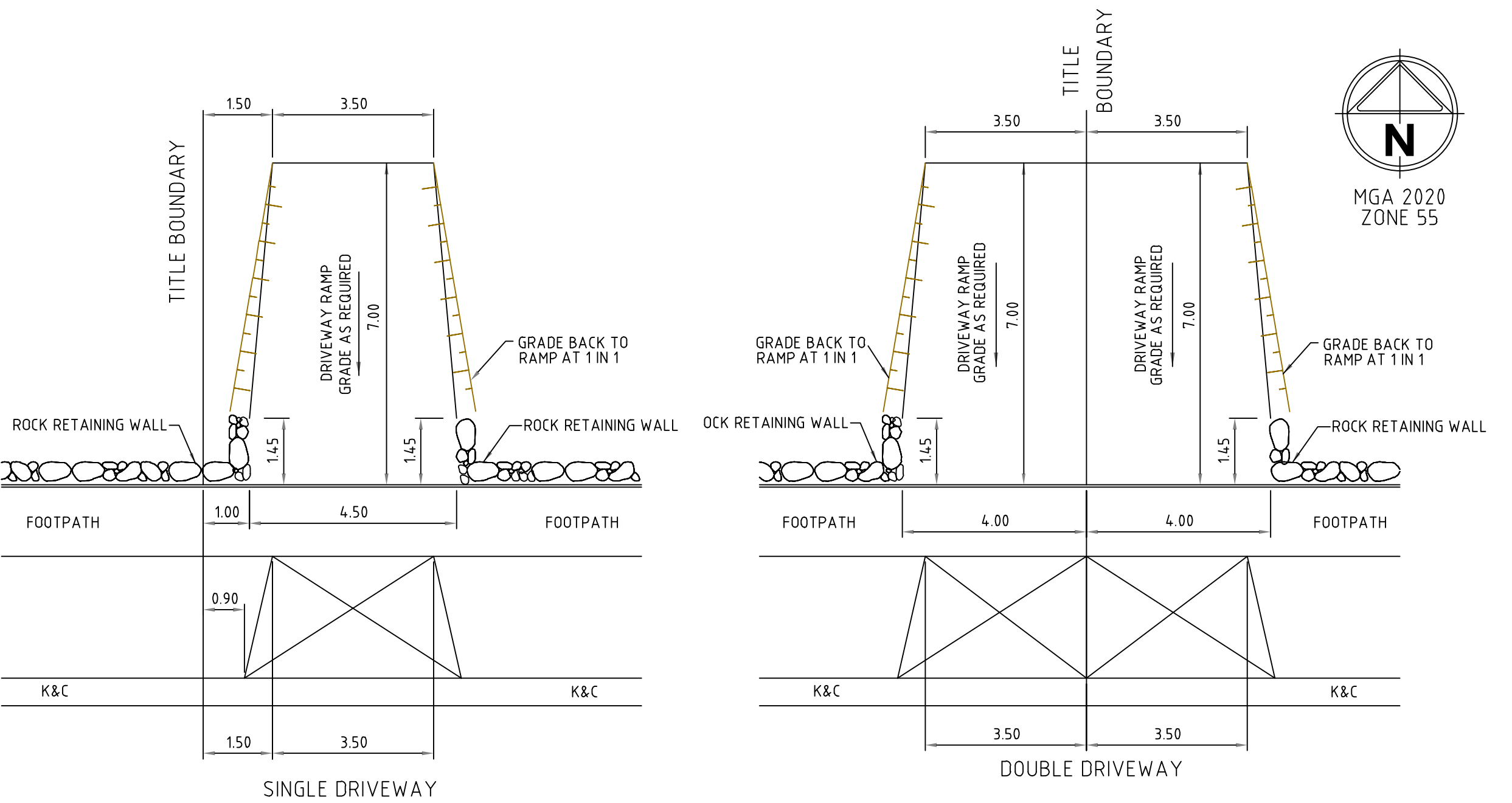
Sherwood Grange

Designed
L. TRAN
Authorised
M. TOOMER-SMITH

Checked
J. KOEHLER
Date
13/12/21

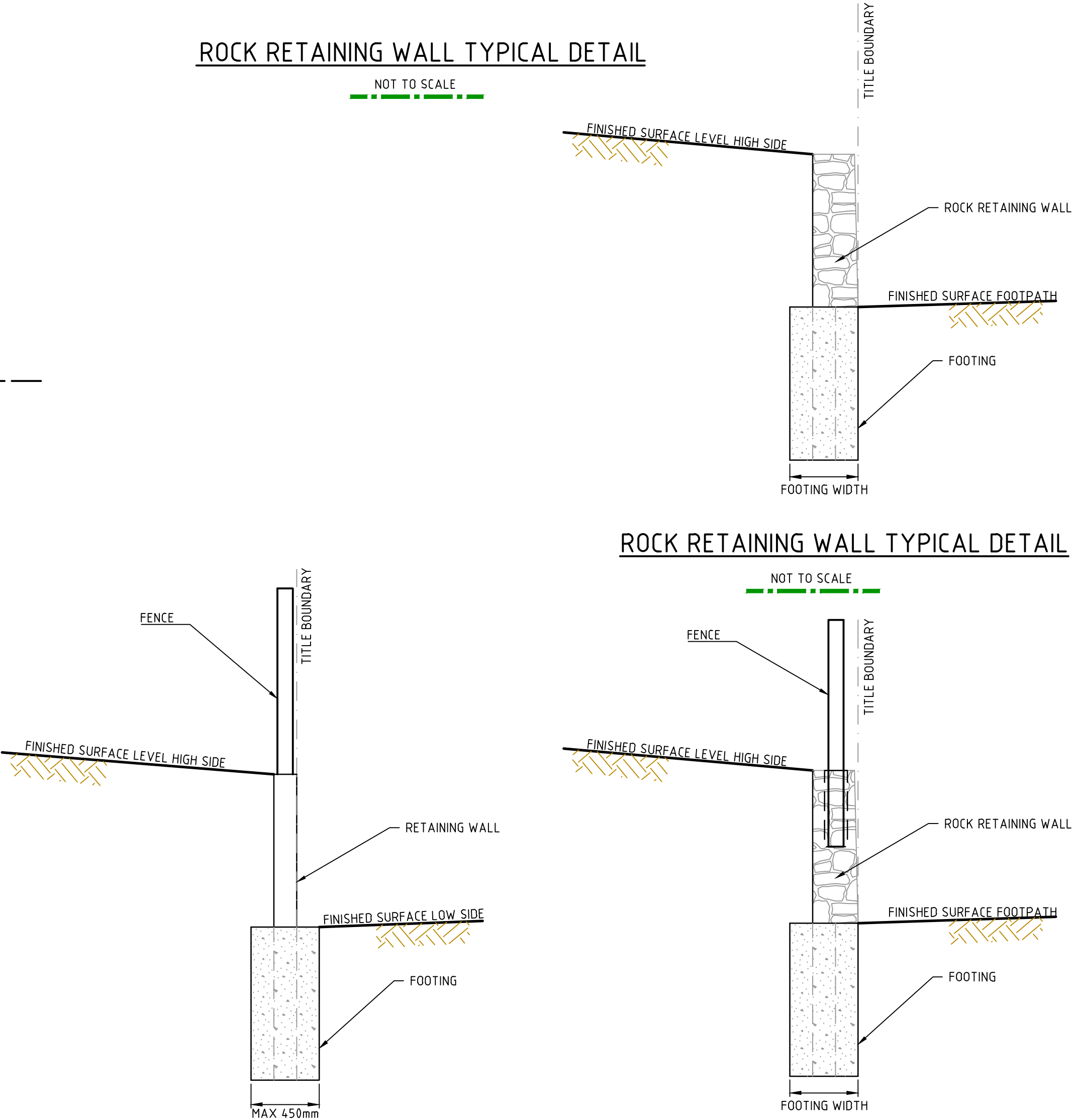
**SHERWOOD GRANGE
STAGE 4
ROAD AND DRAINAGE
RETAINING WALL - SHEET 2
HUME CITY COUNCIL
RACECOURSE ROAD HOLDING PTY LTD**

AS CONSTRUCTED Drg No **305948CR901** Rev **3**



ROCK RETAINING WALL TYPICAL DETAIL

NOT TO SCALE



SLEEPER RETAINING WALL TYPICAL DETAIL

NOT TO SCALE

ROCK RETAINING WALL (WITH PROVISION FOR FENCING) TYPICAL DETAIL

NOTE:
FOR RETAINING WALL DETAILS REFER TO 'SHERWOOD GRANGE RETAINING WALLS DWG 3410 S01-S07'

NOT TO SCALE

file name: 305948CR900.dwg layout: RETAINING WALL SHEET 4 - plotted by: Ulises Tran
file location: G:\305948\305948.dwg\305948.dwg plot date: 20/02/2023 9:00 AM Sheet 43 of 45 Sheets

NOTE:
THE RETAINING WALL PLAN IS NOT PART OF THE
SUBDIVISIONAL WORKS OR APPROVAL. IT IS SUBJECT TO
SEPARATE APPROVAL, THIS SHEET IS SUPPLEMENTARY
TO THE ENGINEERING DRAWINGS.

ROCK
RETAINING WALL

CONCRETE SLEEPER
RETAINING WALL

J1

J2

J3

J4

J5

J6

J7

J8

J9

J10

J11

J12

J13

CONCRETE SLEEPER
RETAINING WALL

ROCK
RETAINING WALL

DATUM RL 215.0

RETAINING WALL TOP	228.317	227.986	227.273	226.272	225.314	224.825	223.176	222.427	221.594	220.762	220.110	218.930	218.632	221.575	221.775	221.376
RETAINING WALL BASE	228.317	227.837	226.823	225.372	225.214	223.925	222.999	222.074	221.047	220.019	219.210	218.930	217.732	220.875	220.875	221.076
CHAINAGE	0.000	7.000	21.823	41.783	44.015	61.783	79.783	97.783	117.783	137.783	153.571	171.571	191.571	234.581	238.581	241.581

RETAINING WALL J

DATUM RL 217.0

RETAINING WALL TOP	221.518	222.387	223.259	224.130	225.214
RETAINING WALL BASE	220.918	221.887	222.759	223.630	225.214
CHAINAGE	0.000	20.000	38.000	56.000	90.500

RETAINING WALL I

DATUM RL 203.5

RETAINING WALL TOP	210.611	210.413	210.230	209.942	209.834	209.417	209.336	209.029	208.973	208.236
RETAINING WALL BASE	209.760	209.513	209.330	209.042	208.934	208.517	208.436	208.129	208.073	207.936
CHAINAGE	0.000	9.000	18.000	32.096	36.000	51.071	54.000	65.096	67.096	72.096

RETAINING WALL K

CONCRETE SLEEPER
RETAINING WALL

ROCK
RETAINING WALL

K1

K2

K3

K4

Scale

H 1:500
SCALE @ A1
V 1:50

0 5 10 15 20 25
0 0.5 1 1.5 2 2.5



© Spiire Australia Pty Ltd All Rights Reserved
This document is produced by Spiire Australia Pty Ltd solely for the
benefit of and use by the client in accordance with the terms of the
retainer. Spiire Australia Pty Ltd does not and shall not assume any
responsibility or liability whatsoever to any third party arising out of
any use or reliance by third party on the content of this document.

spiire

414 LA TROBE STREET PO BOX 16084 MELBOURNE
VICTORIA 8007 AUSTRALIA T 61 3 9993 7888
spiire.com.au ABN 55 050 029 635



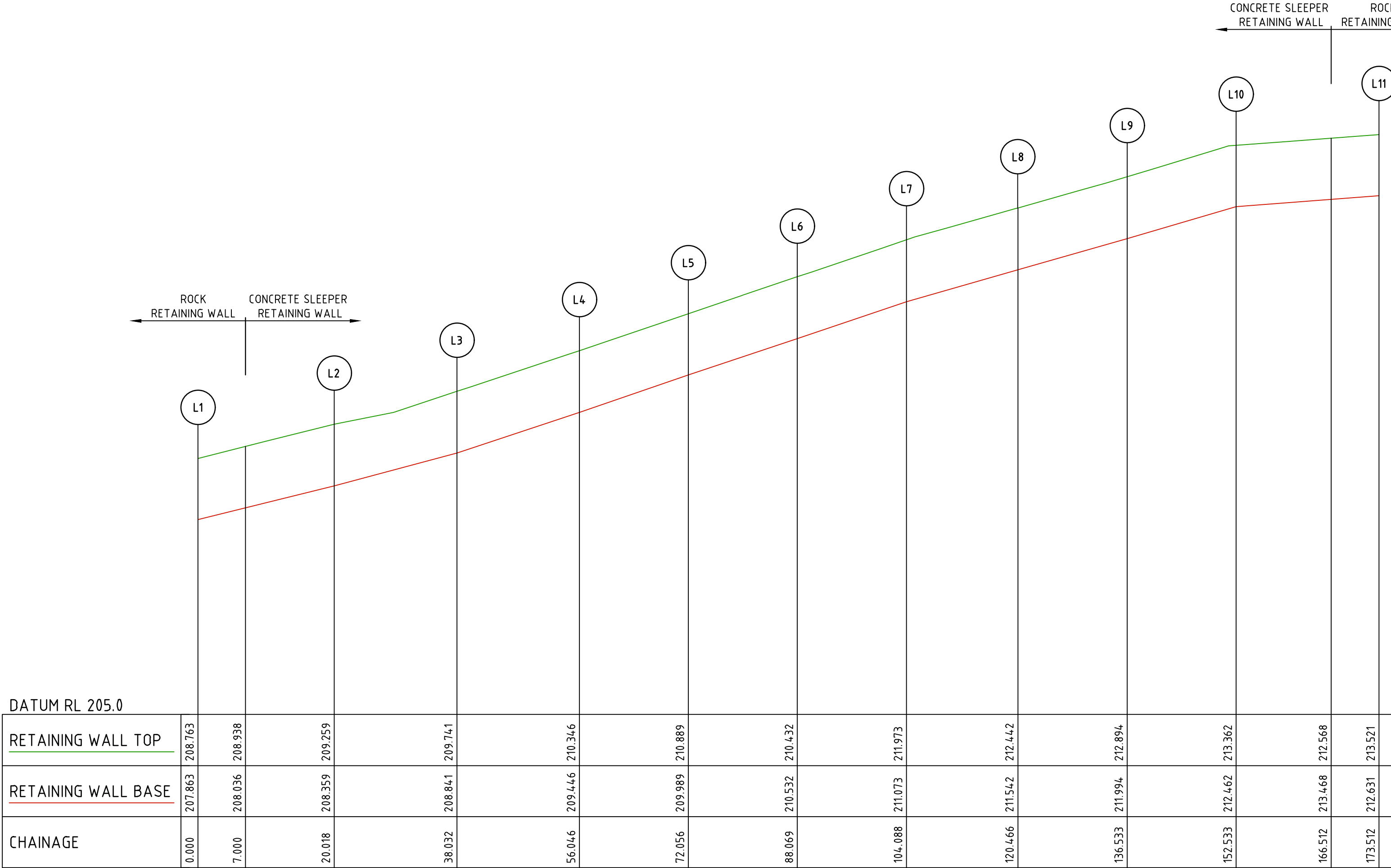
Designed
L. TRAN
Authorised
M. TOOMER-SMITH

Checked
J. KOEHLER
Date
13/12/21

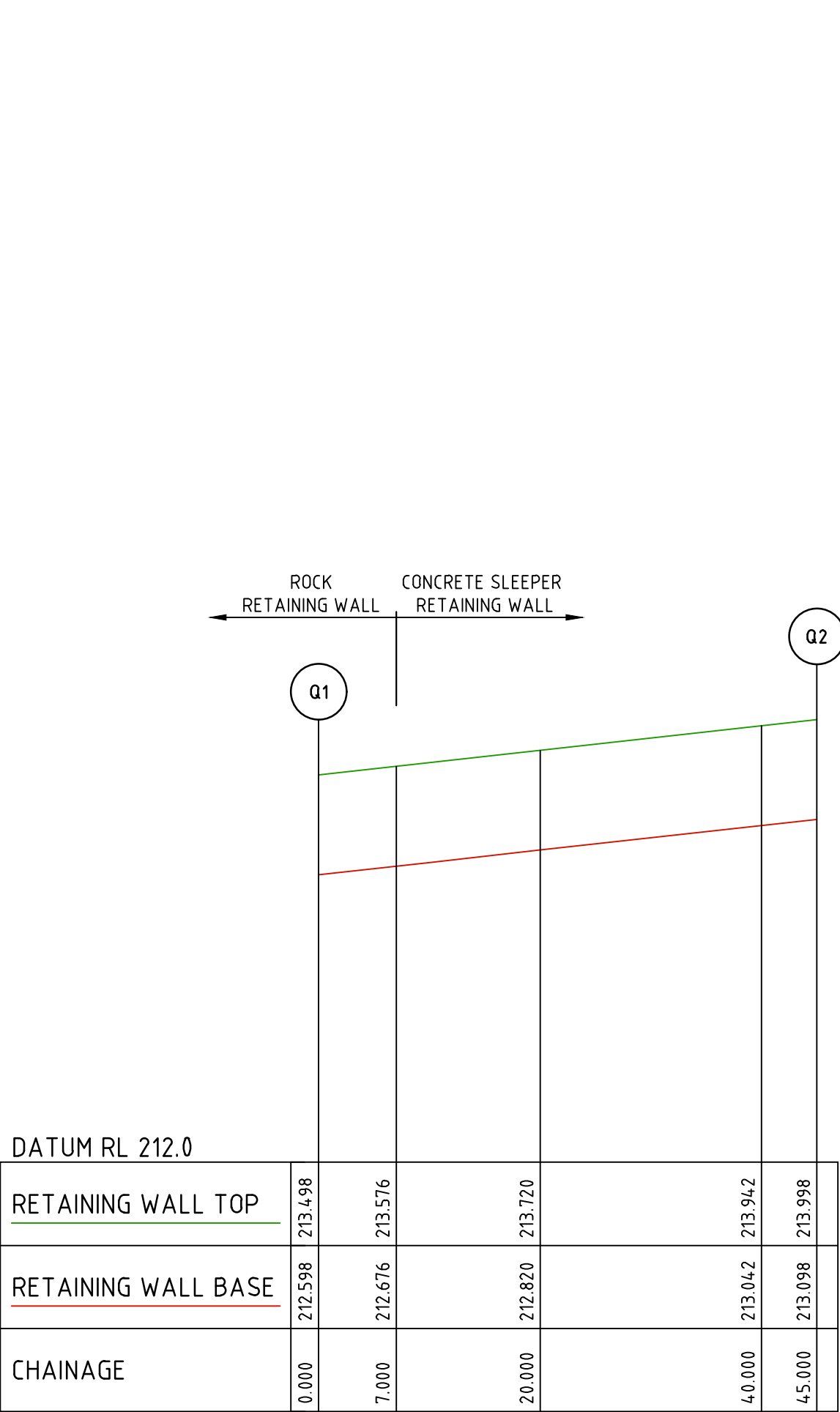
SHERWOOD GRANGE
STAGE 4
ROAD AND DRAINAGE
RETAINING WALL - SHEET 4
HUME CITY COUNCIL
RACECOURSE ROAD HOLDING PTY LTD

AS CONSTRUCTED Drg No **305948CR903** Rev **1**

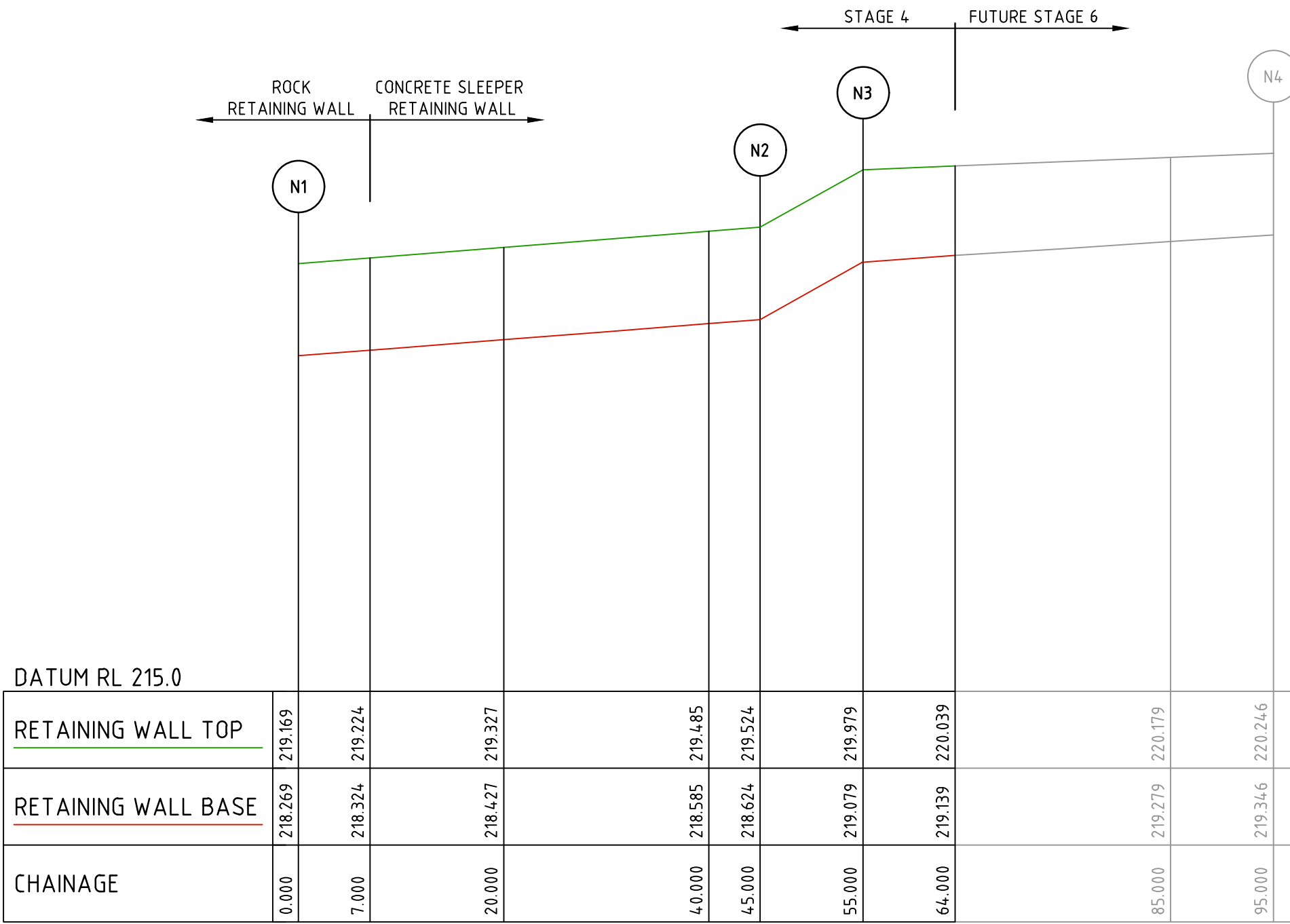
NOTE:
THE RETAINING WALL PLAN IS NOT PART OF THE
SUBDIVISIONAL WORKS OR APPROVAL. IT IS SUBJECT TO
SEPARATE APPROVAL, THIS SHEET IS SUPPLEMENTARY
TO THE ENGINEERING DRAWINGS.



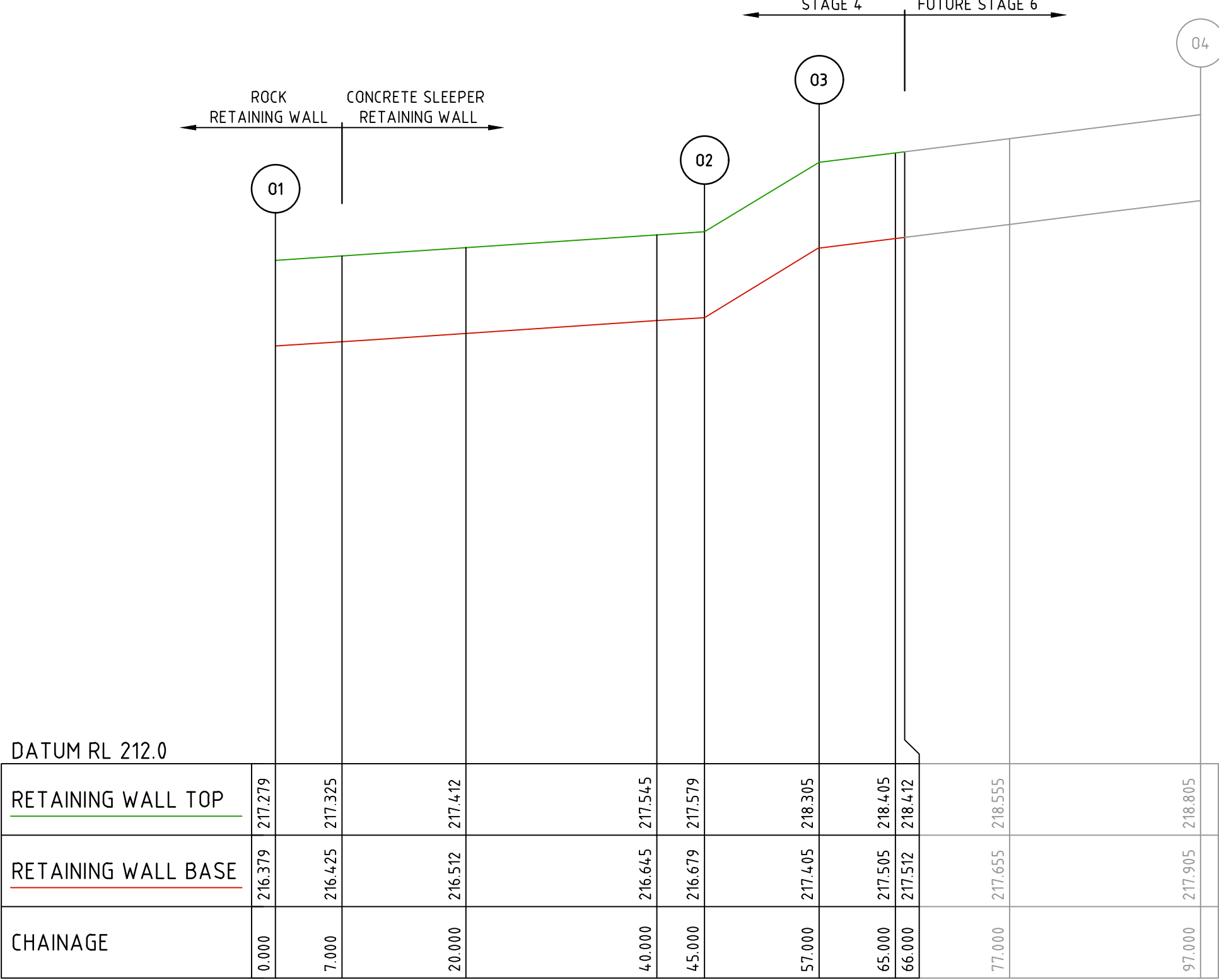
RETAINING WALL L



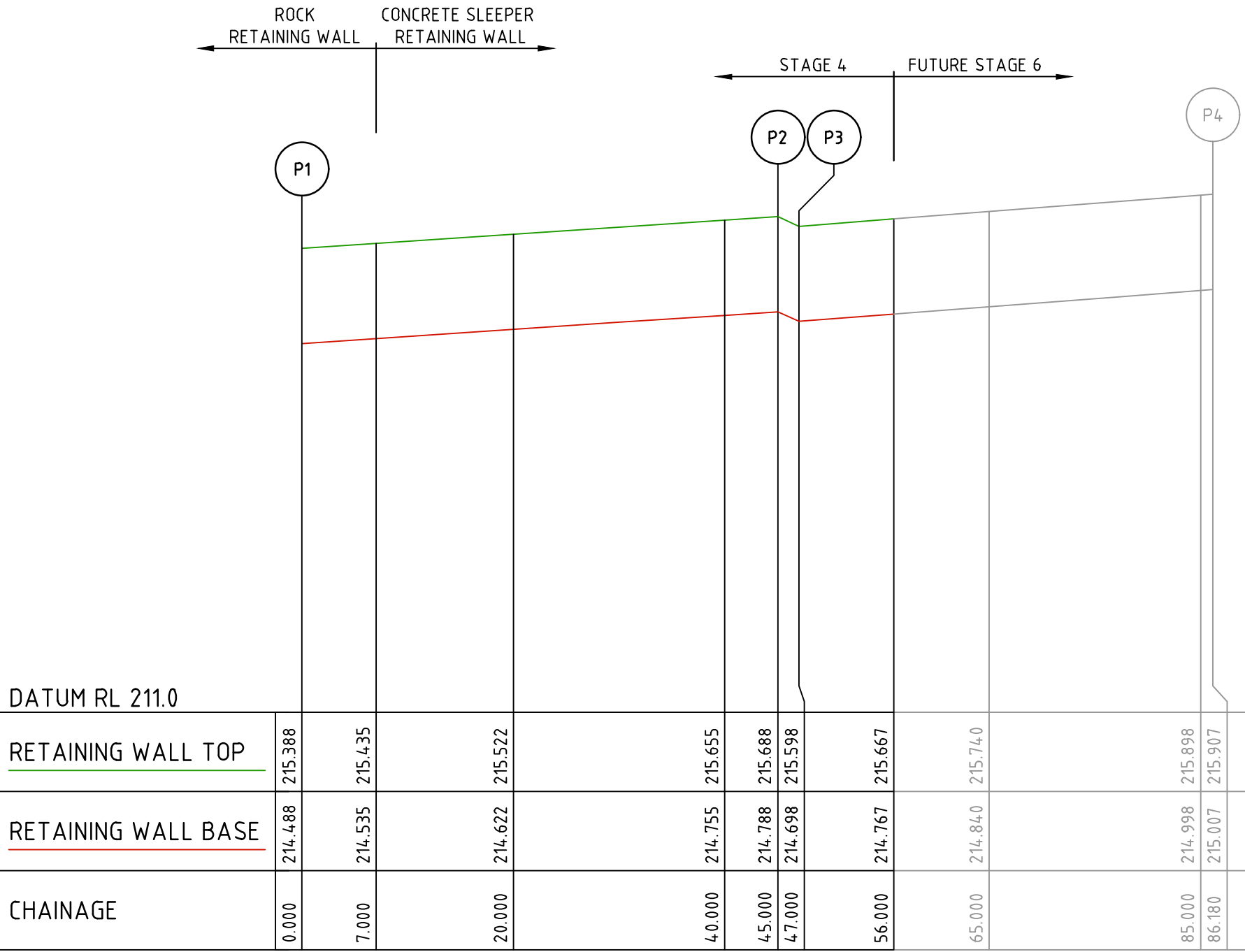
RETAINING WALL Q



RETAINING WALL N



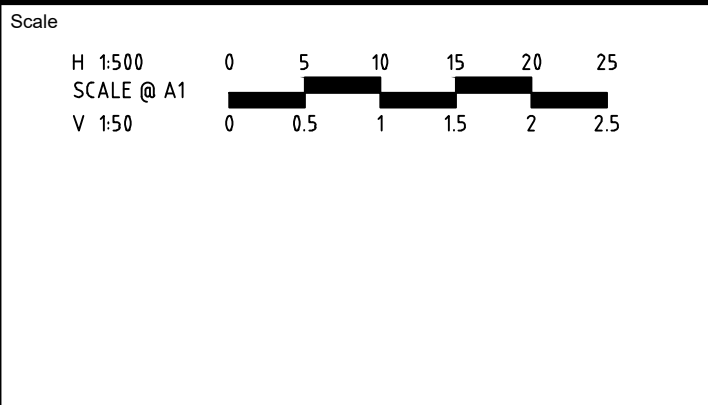
RETAINING WALL O



RETAINING WALL P

file name: 305948CR900.dwg layout: title SHEET 5, created by: Lillian Tran, file location: G:\305948\305948.dwg, plot date: 20/02/2023 9:00 AM, Sheet: 44 of 45 Sheets

Rev	Amendments	Approved	Date
1	AS CONSTRUCTED	M.R	20/02/23
0	ISSUED FOR CONSTRUCTION	M.T-S	11/03/22
A	ISSUED TO COUNCIL	M.T-S	11/05/21



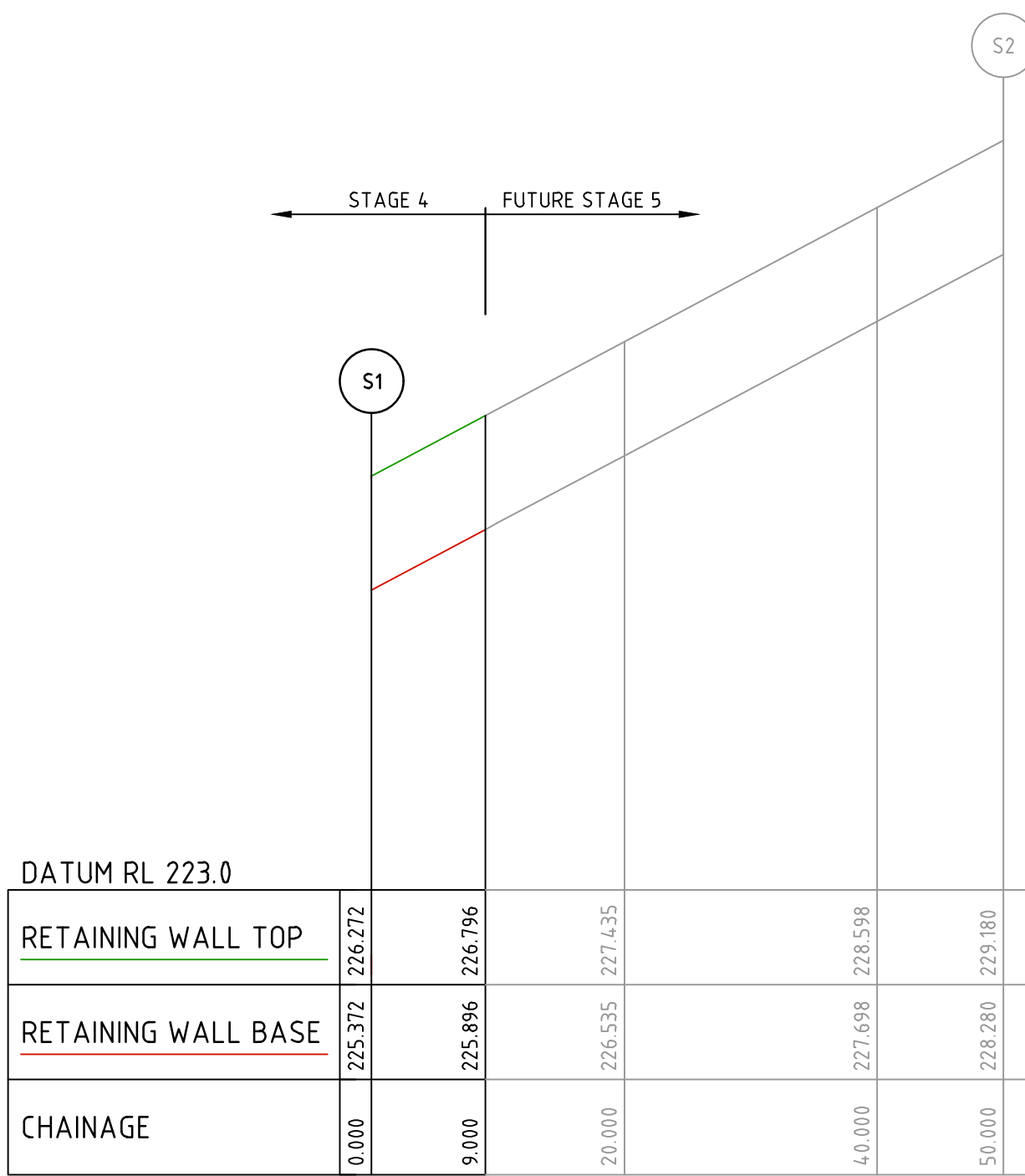
Designed L. TRAN	Checked J. KOEHLER
Authorised M. TOOMER-SMITH	Date 13/12/21

SHERWOOD GRANGE
STAGE 4
ROAD AND DRAINAGE
RETAINING WALL - SHEET 5
HUME CITY COUNCIL
RACECOURSE ROAD HOLDING PTY LTD

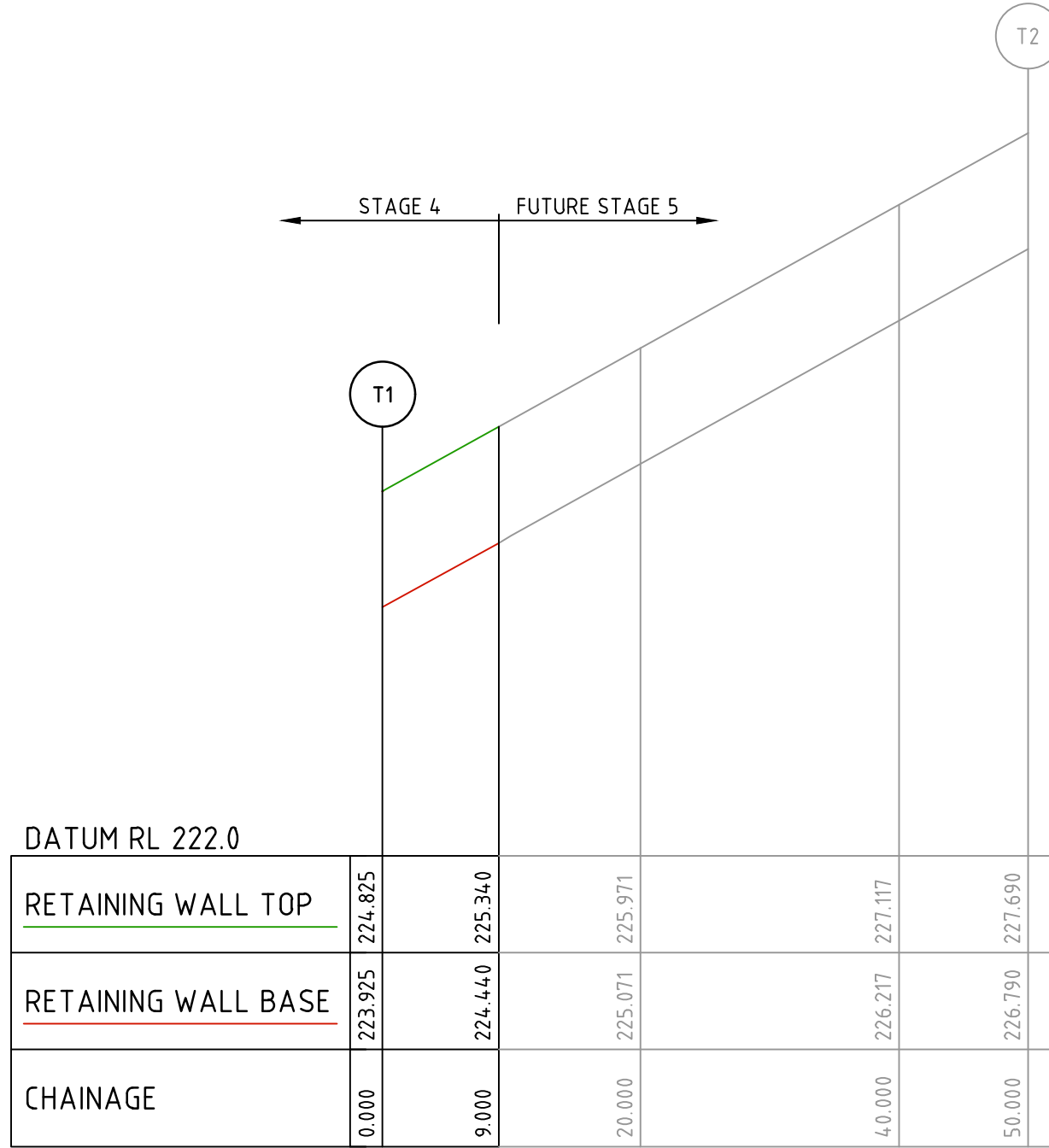
AS CONSTRUCTED

Drg No 305948CR904 Rev 1

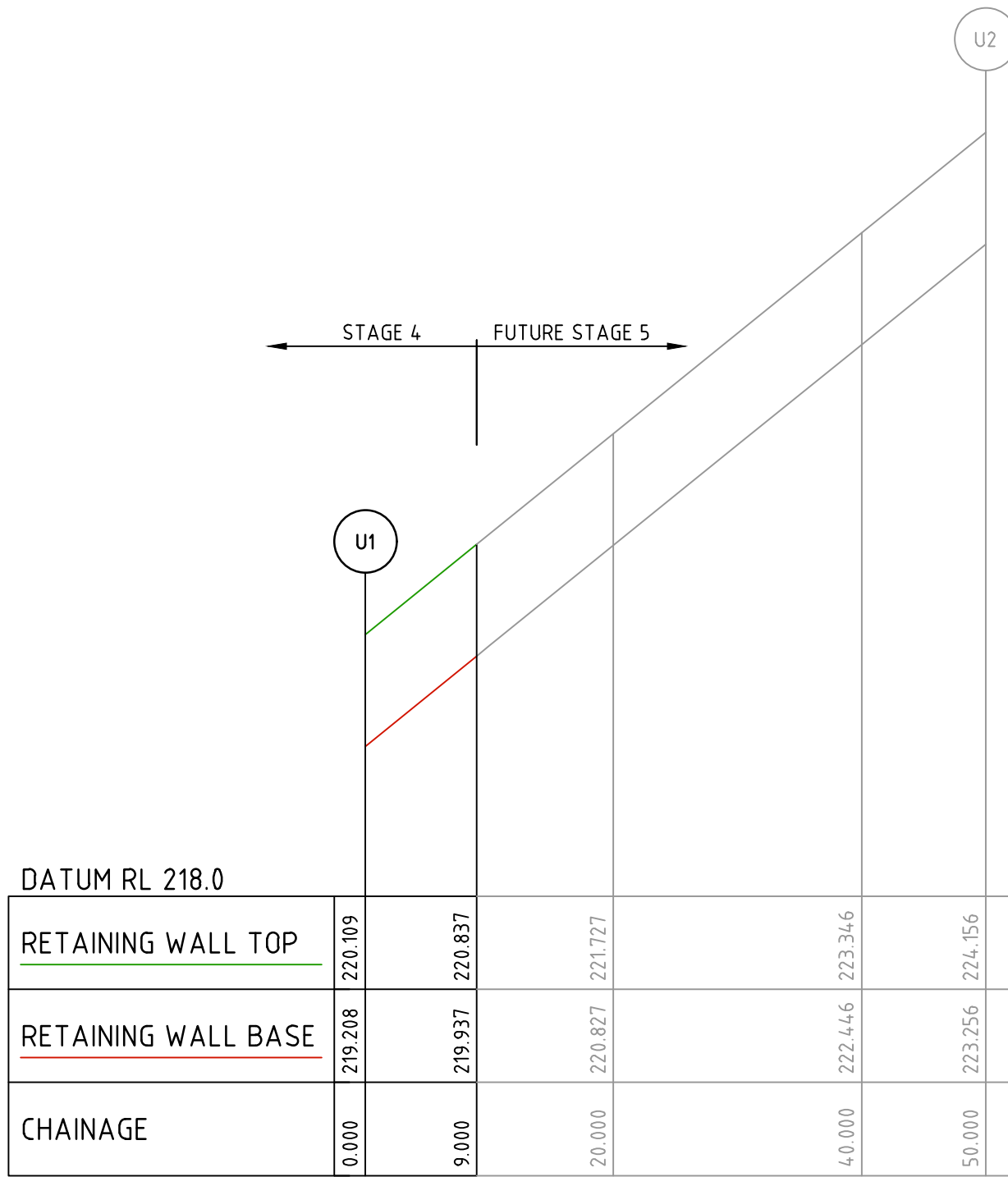
NOTE:
THE RETAINING WALL PLAN IS NOT PART OF THE
SUBDIVISIONAL WORKS OR APPROVAL. IT IS SUBJECT TO
SEPARATE APPROVAL, THIS SHEET IS SUPPLEMENTARY
TO THE ENGINEERING DRAWINGS.



RETAINING WALL S



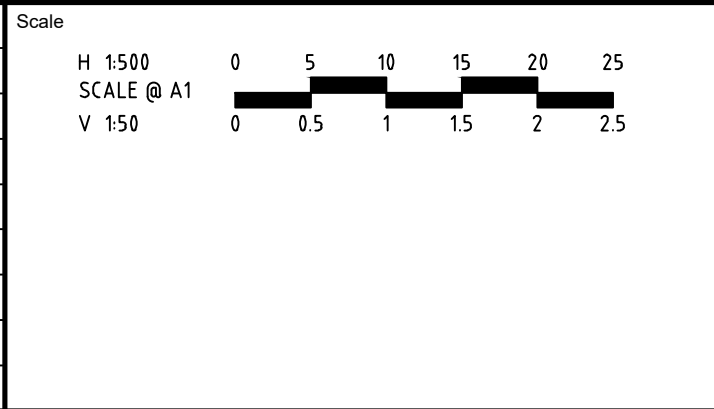
RETAINING WALL T



RETAINING WALL U

file name: 305948CR905.dwg layout: RETAINING WALL SHEET 6, plotted by: Lillian Tran, file location: G:\305948\305948.dwg, plot date: 20/02/2023 9:00 AM, Sheet 45 of 45 Sheets

1	AS CONSTRUCTED	M.R	20/02/23
0	ISSUED FOR CONSTRUCTION	M.T-S	11/03/22
A	ISSUED TO COUNCIL	M.T-S	11/05/21
Rev	Amendments	Approved	Date



© Spiire Australia Pty Ltd All Rights Reserved
This document is produced by Spiire Australia Pty Ltd solely for the benefit of and use by the client in accordance with the terms of the retainer. Spiire Australia Pty Ltd does not and shall not assume any responsibility or liability whatsoever to any third party arising out of any use or reliance by third party on the content of this document.

414 LA TROBE STREET PO BOX 16084 MELBOURNE
VICTORIA 8007 AUSTRALIA T 61 3 9993 7888
spiire.com.au ABN 55 050 029 635

Designed L. TRAN	Checked J. KOEHLER
Authorised M. TOOMER-SMITH	Date 13/12/21

SHERWOOD GRANGE
STAGE 4
ROAD AND DRAINAGE
RETAINING WALL - SHEET 6
HUME CITY COUNCIL
RACECOURSE ROAD HOLDING PTY LTD

AS CONSTRUCTED

Drg No
305948CR905

Rev
1