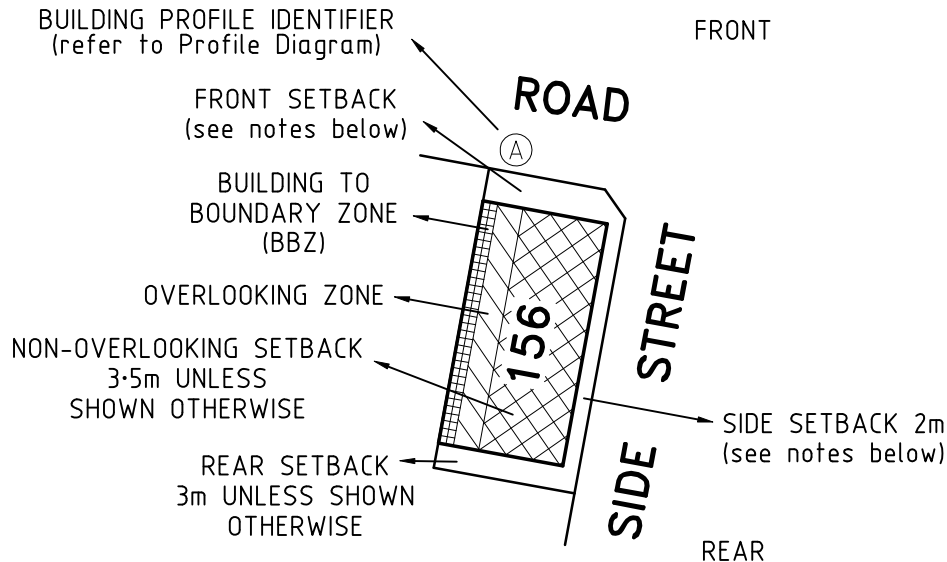


BUILDING ENVELOPE SCHEDULE

See Plan of Subdivision PS845657F

LEGEND

EXAMPLE OF TYPICAL BUILDING ENVELOPE SETBACKS



Notations

- The front and side setbacks are measured to the outermost walls of the buildings.
- Garages must be setback a minimum of 5.0m from the front street boundary unless otherwise noted.
- Walls less than 1.0m from the boundary must be within 200mm of the boundary.
- The BBZ shall be applicable to one side boundary only, one side boundary must be kept clear of buildings. Terrace style lots are exempt from this requirement.
- The setback to a side street boundary for a corner lot is 2m unless noted otherwise.
- Where the minimum front setback is 3.0m or more, porches, verandahs and architectural features can encroach into the front setback by up to 1.5m.
- Where the minimum front setback is less than 3.0m, porches, verandahs and architectural features can encroach into the front setback by up to 1.0m.

Refer "Diagrams and Plans" in this document for further definitions

Single Storey Building Envelope hatch types



Building to Boundary Zone

Double Storey Building Envelope hatch types



Overlooking Zone - Habitable room windows or raised open spaces are a source of overlooking



Non Overlooking Zone - Habitable room windows or raised open spaces are not a source of overlooking

The registered proprietor or proprietors of the lot are required to build in accordance with the approved building envelopes shown hereon and in the "Profile Diagrams" in this document.

Lots under 300m² do not include building envelopes as they are subject to either the Small Lot Housing Code or require a specific separate permit for a dwelling. See Small Lot Housing Code in relation to Type 'A' & Type 'B' lots.

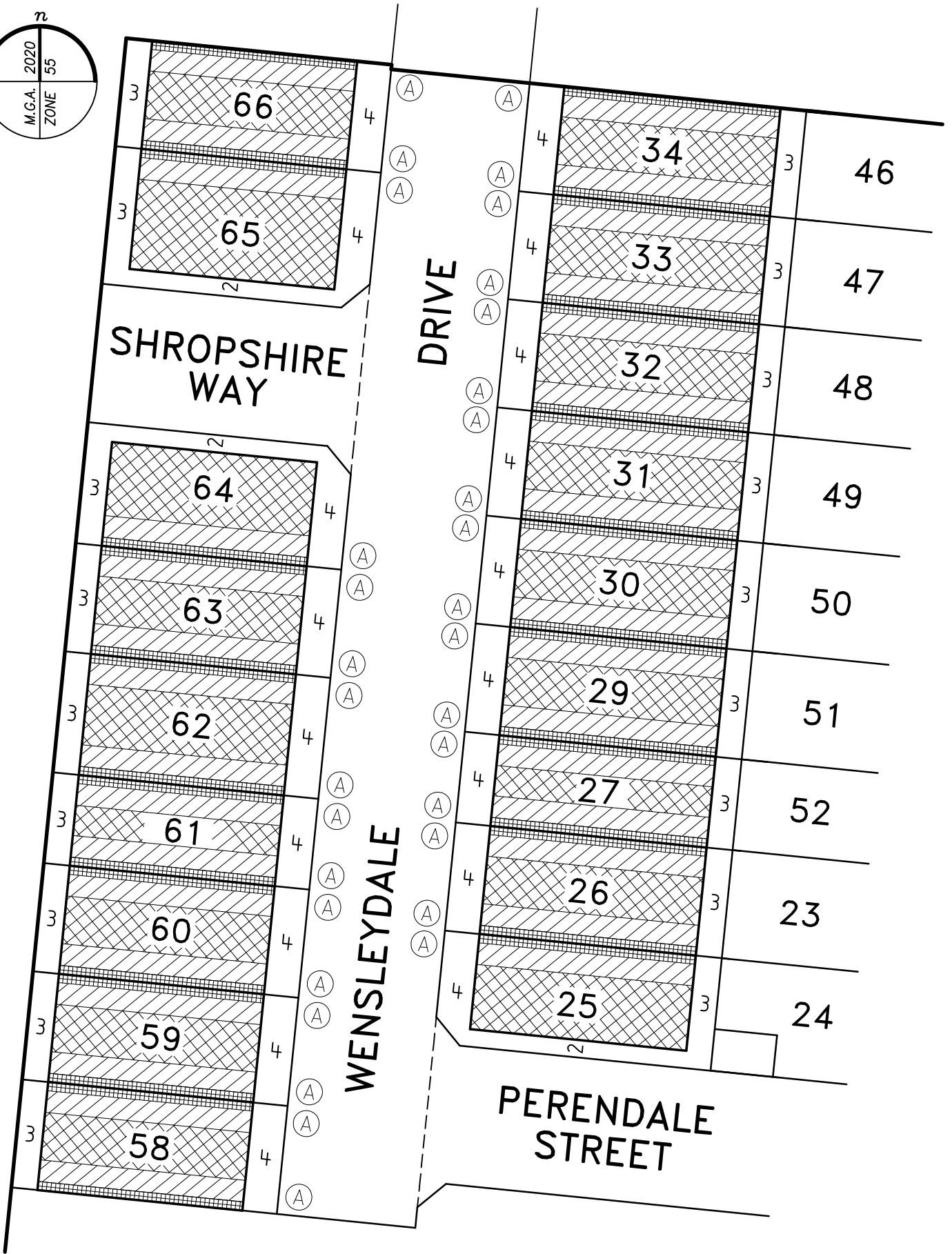
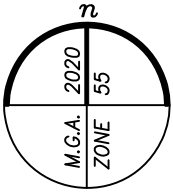
WILLIAMS WALK - Stage 3

Dwg: 301436-ST03-BC

Date: 10/10/2022

veris

VERIS AUSTRALIA PTY LTD
A | Level 3, 1 Southbank Blvd
Southbank VIC 3006
T | +61 3 7019 8400
E | melbourne@veris.com.au
W | www.veris.com.au



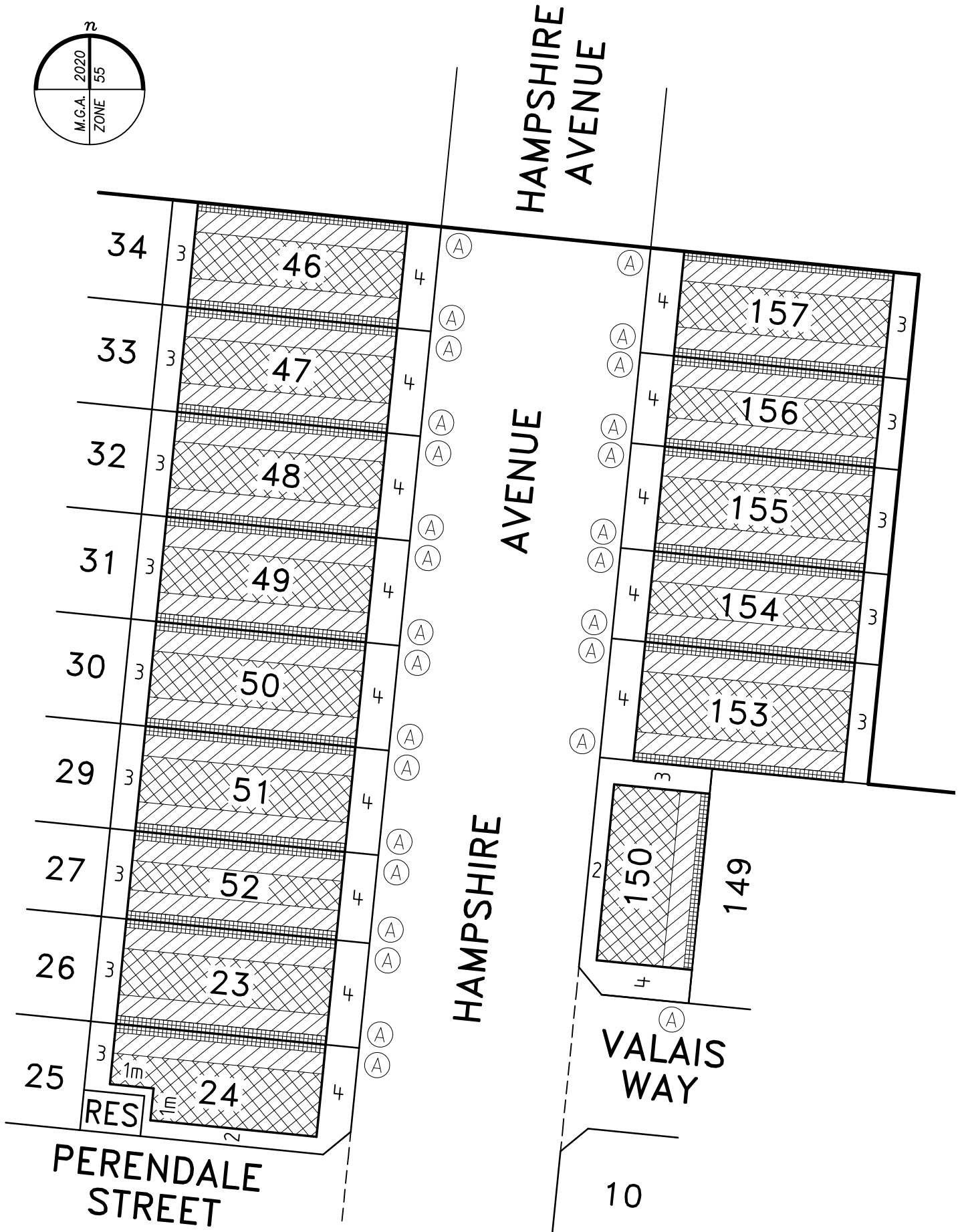
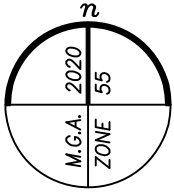
BUILDING ENVELOPE DIAGRAM

WILLIAMS WALK - Stage 3

Dwg: 301436-ST03-BC
 Date: 10/10/2022



VERIS AUSTRALIA PTY LTD
 A | Level 3, 1 Southbank Blvd
 Southbank VIC 3006
 T | +61 3 7019 8400
 E | melbourne@veris.com.au
 W | www.veris.com.au



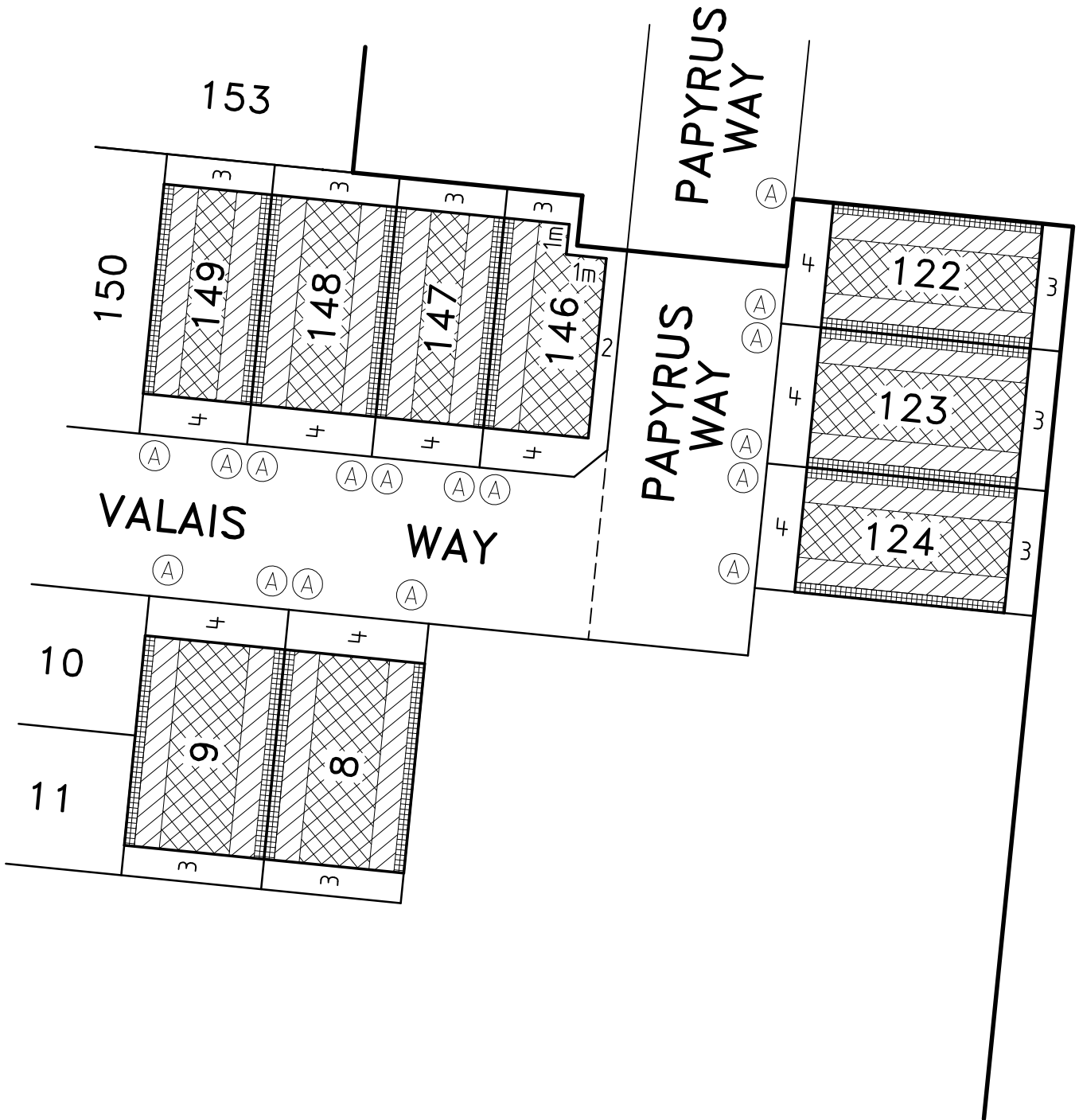
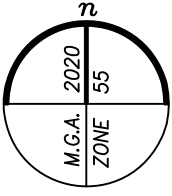
BUILDING ENVELOPE DIAGRAM

WILLIAMS WALK - Stage 3

Dwg: 301436-ST03-BC
Date: 10/10/2022



VERIS AUSTRALIA PTY LTD
 A | Level 3, 1 Southbank Blvd
 Southbank VIC 3006
 T | +61 3 7019 8400
 E | melbourne@veris.com.au
 W | www.veris.com.au



BUILDING ENVELOPE DIAGRAM

WILLIAMS WALK - Stage 3

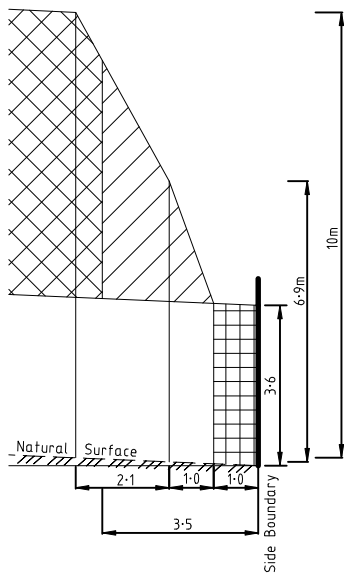
Dwg: 301436-ST03-BC
Date: 10/10/2022



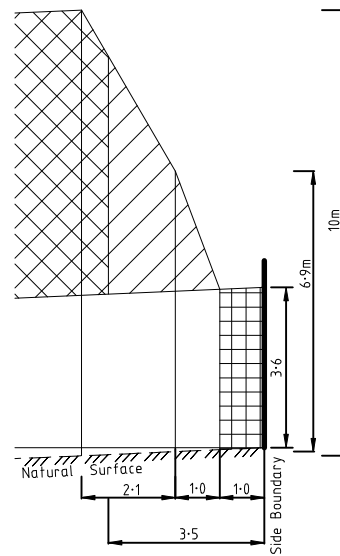
VERIS AUSTRALIA PTY LTD
A | Level 3, 1 Southbank Blvd
Southbank VIC 3006
T | +61 3 7019 8400
E | melbourne@veris.com.au
W | www.veris.com.au

BUILDING ENVELOPE DIAGRAM

Ⓐ Profile



Natural surface rising from side boundary



Natural surface falling from side boundary

WILLIAMS WALK - Stage 3

Dwg: 301436-ST03-BC

Date: 10/10/2022



veris

VERIS AUSTRALIA PTY LTD

A | Level 3, 1 Southbank Blvd
Southbank VIC 3006

T | +61 3 7019 8400

E | melbourne@veris.com.au

W | www.veris.com.au