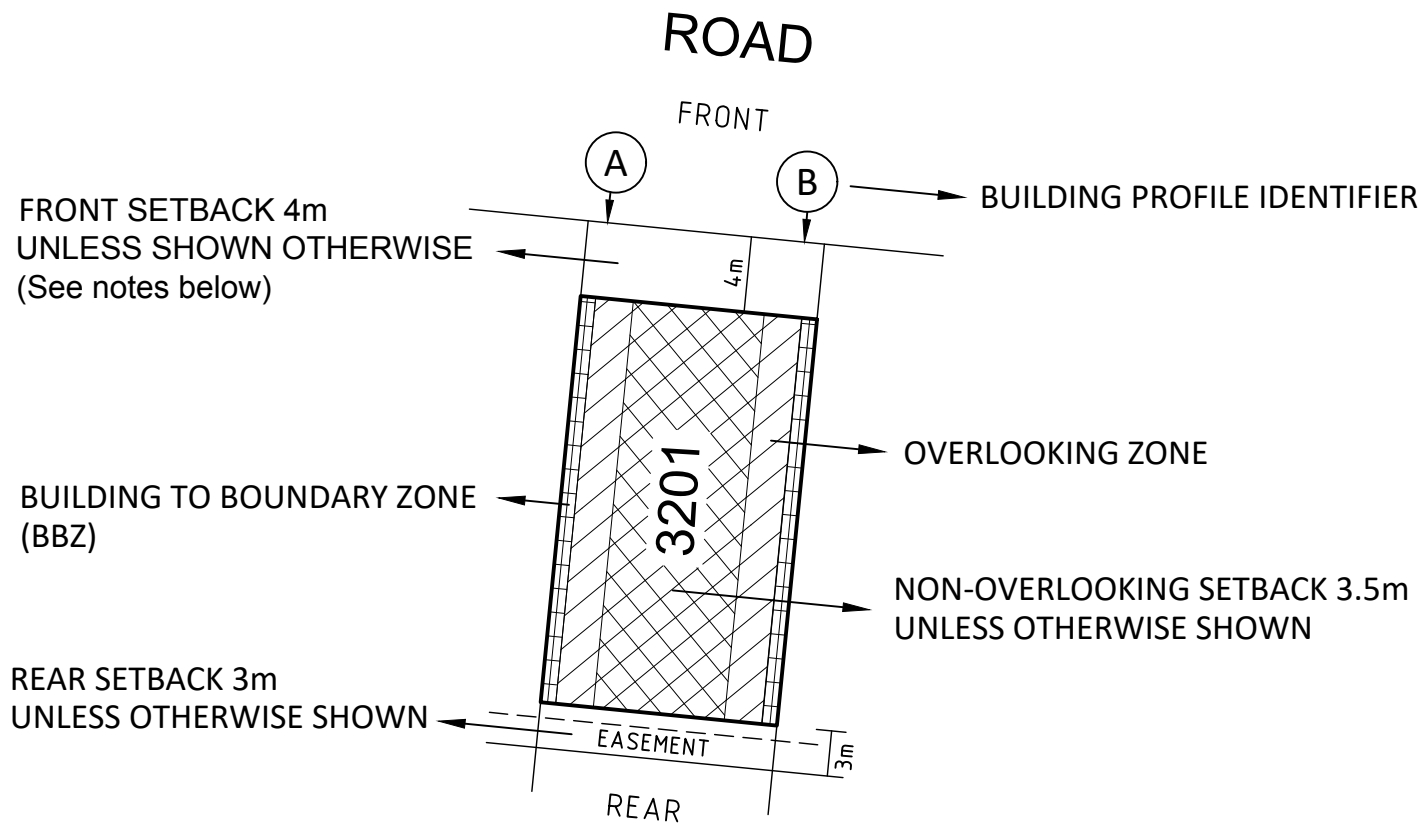


BUILDING ENVELOPE PLAN

LEGEND

EXAMPLE OF TYPICAL BUILDING ENVELOPE SETBACKS




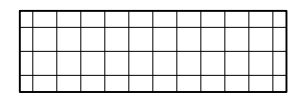
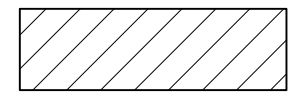
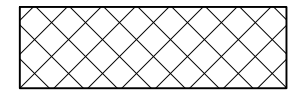

NOTATIONS

- The front and side setbacks are measured to the outermost walls of the buildings.
- Garages must be setback a minimum of 5.0m from the front street boundary unless otherwise noted.
- Walls less than 1.0m from the boundary must be within 200mm of the boundary.
- Building to Boundary Zone to one boundary only unless terrace profile nominated.

ADDITIONAL NOTATIONS (for Lots marked with \*):

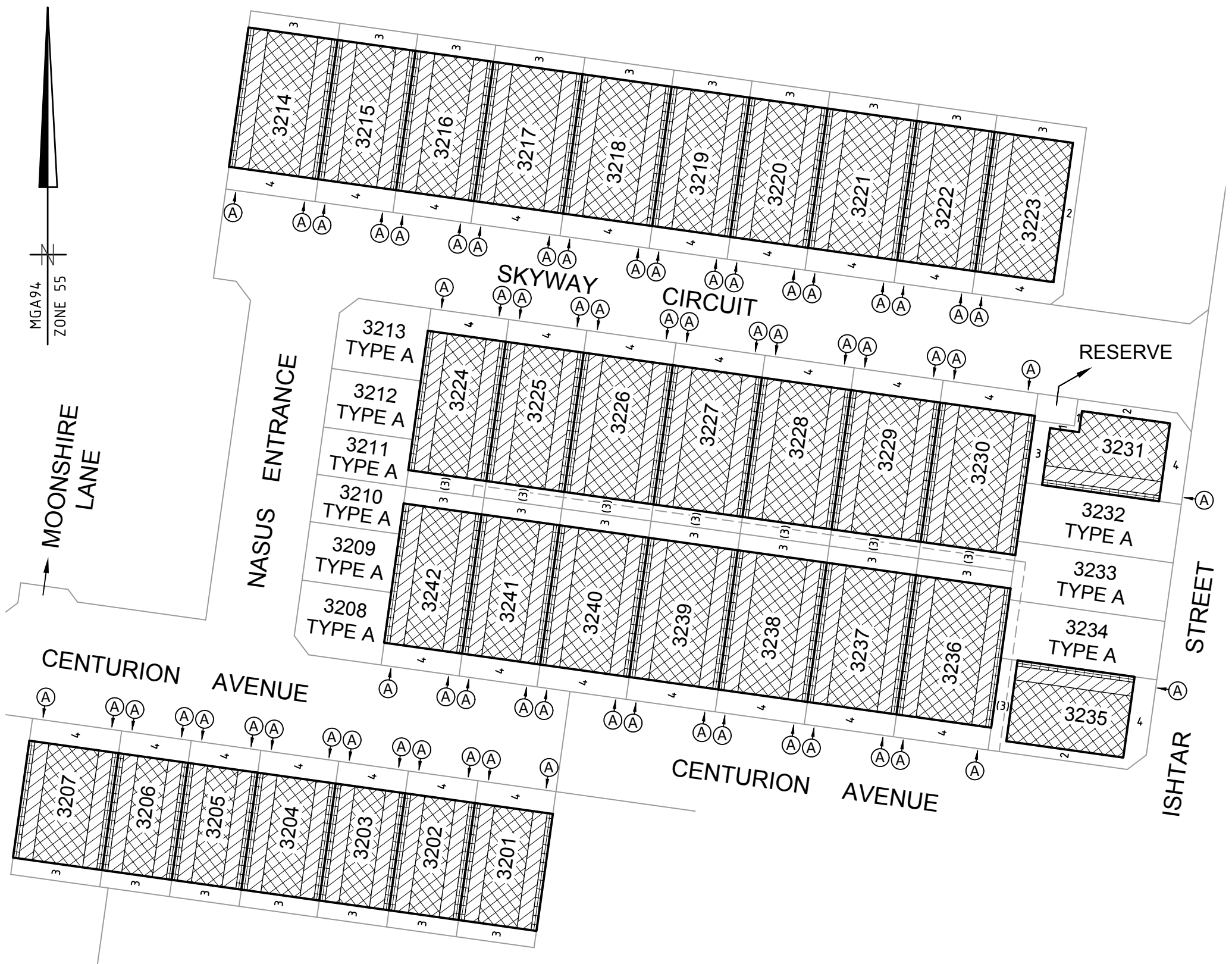
- With the exception of garages with access from a laneway, garages must be located or setback behind the front facade of the home.

Refer "Diagrams and Plans" in this document for further definitions.

	Single Storey Building Envelope Note: Garages must be setback a minimum 5m from main street frontage
	Building to Boundary Zone
	Overlooking Zone - Habitable room windows or raised open spaces are a source of overlooking
	Non-Overlooking Zone - Habitable room windows or raised open spaces are not a source of overlooking
	Double Storey Building Requirement

NOTATIONS

- Where a profile when applied covers an easement, the portion of the profile within the easement cannot be considered for approval / built upon. This may vary in the circumstances where building on the easement receives prior written consent by the relevant authority.
- The Building Envelopes on this plan are shown enclosed by continuous thick lines.
- Profile type (A) is contained in "Profile Diagram" in this document.
- TYPE A denotes Small Lot Housing Code Type A



2070S-32 BE VER C.DWG JC/JC



an company

© SMEC AUSTRALIA PTY LTD (ABN 47 065 475 149)  
TOWER 4, LEVEL 20, 727 COLLINS STREET  
DOCKLANDS VIC 3008 REF 2070s-32 BE

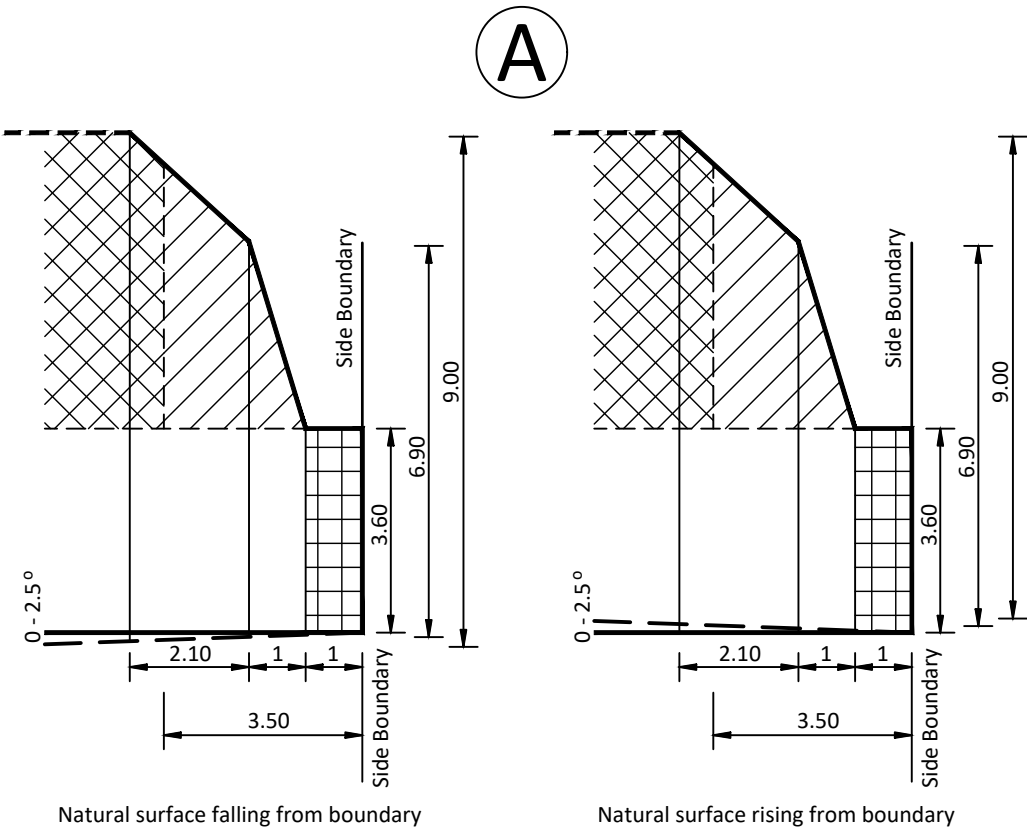
ADRIAN THOMAS

VERSION D

ORIGINAL SHEET  
SIZE: A3

SHEET 2

PROFILE DIAGRAM



2070S-32 BE VER C.DWG JC/JC



an company

© SMEC AUSTRALIA PTY LTD (ABN 47 065 475 149)  
TOWER 4, LEVEL 20, 727 COLLINS STREET  
DOCKLANDS VIC 3008 REF 2070s-32 BE

ADRIAN THOMAS

VERSION D

ORIGINAL SHEET  
SIZE: A3

SHEET 3