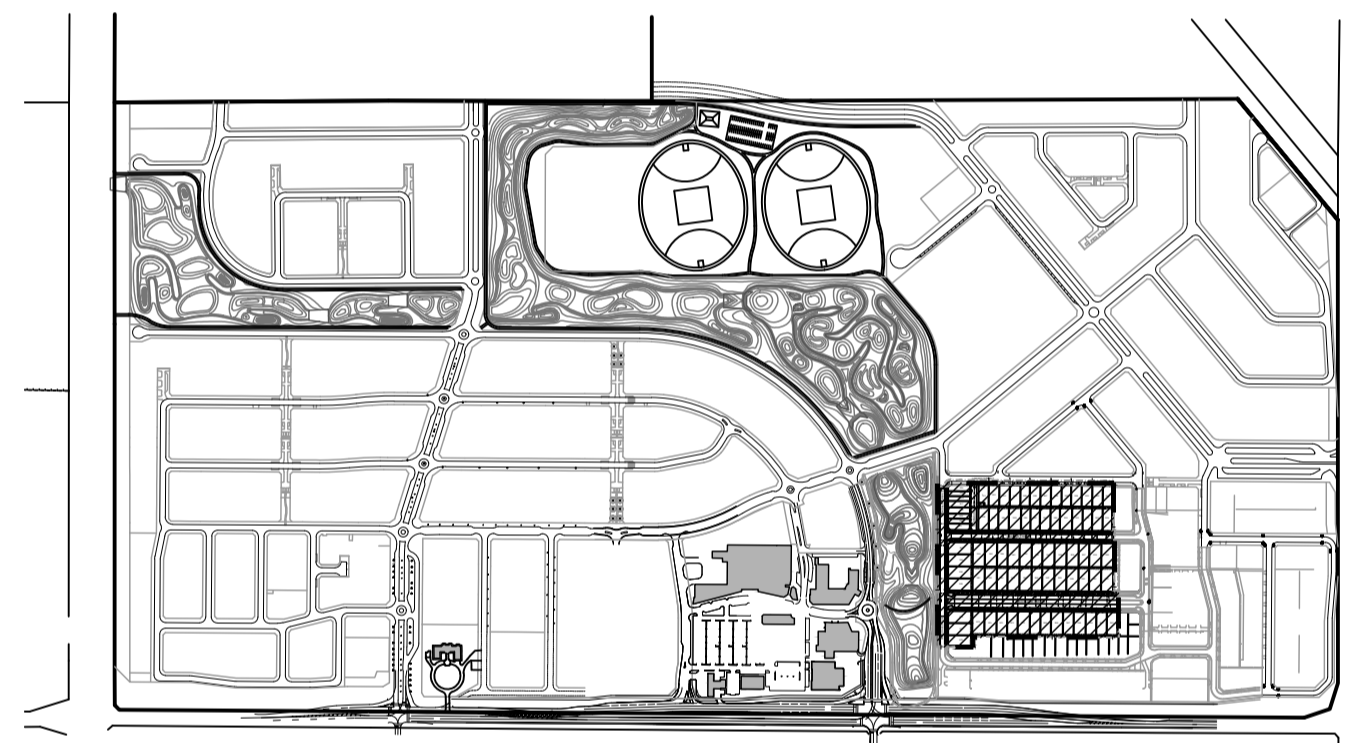


Marriott Waters, Lyndhurst

Stage 30 Streetscapes

Landscape Construction Documentation



 **Context Plan**
Scale 1:10000@A1

DRAWING SCHEDULE

Drawing No.	Drawing Title	Scale
L0	Cover & Drawing Schedule	NTS
L1	Landscape Setout + Planting Plan	1:500 @ A1, 1:1000 @ A3
L2	Landscape Construction Detail + Schedules	As Shown

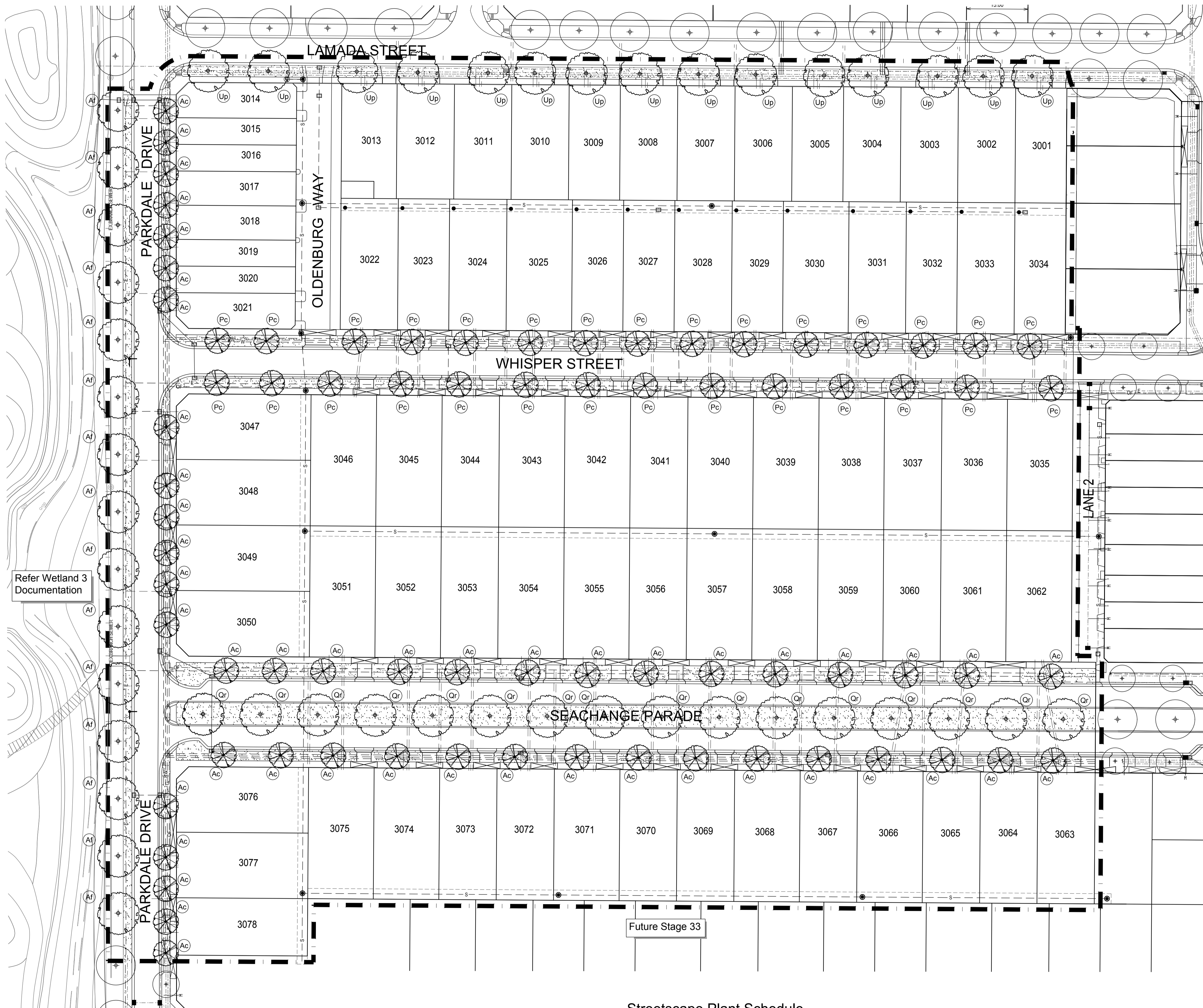
GbLA
LANDSCAPE ARCHITECTS

Graeme Bentley Pty Ltd Level 3, 248 Burwood Rd Telephone 03 9818 1494
ACN 005 493 130 Hawthorn 3122 Victoria Email gbla@gbla.com.au
ABN 91 005 493 130 PO Box 2376
Hawthorn 3122

FOR APPROVAL

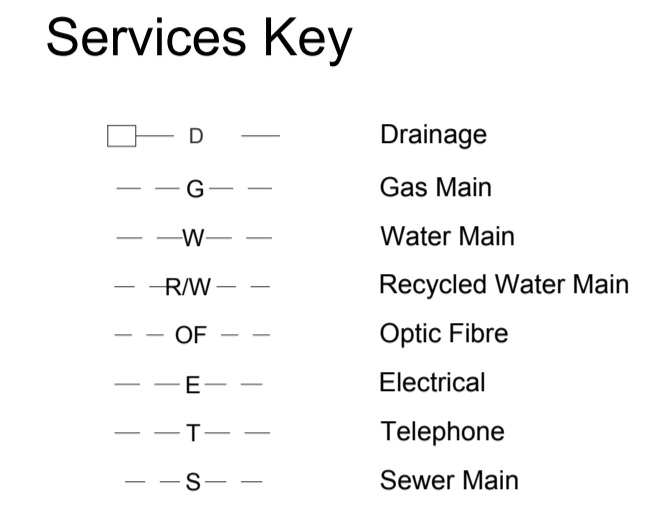
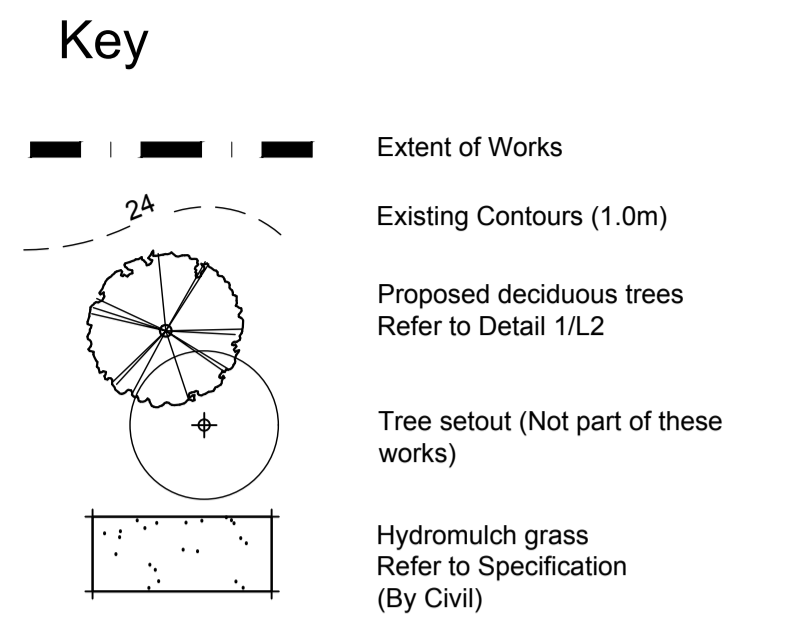
Drawing Number

L0



Refer Wetland 3 Documentation

Future Stage 33



Services Note:
 Services shown on this drawing are approximate only. Contractor to take all reasonable service enquires to confirm the location of all known services within the site prior to commencement of works on site.



GbLA
 LANDSCAPE ARCHITECTS

Graeme Bentley Pty Ltd Level 3, 248 Burwood Rd Telephone 03 9818 1494
 ACN 005 493 130 Hawthorn 3122 Victoria Email gbila@gbila.com.au
 ABN 91 005 493 130 PO Box 2376 Hawthorn 3122

FOR APPROVAL

Print Date: 10.11.2016
 Amendments
 (A) 11.09.2016 Amendments made to reflect civil update
 (B) 09.11.2016 Amendments made to reflect civil update

Job Number 06068 Scale North
 Date 02.05.2016
 Drawn NM 1:500@A1
 Checked SW 1:1000@A3

Marriott Waters Estate
 Stage 30 - Streetscapes

Landscape Construction Documentation
 Landscape Setout + Planting Plan

Drawing Number

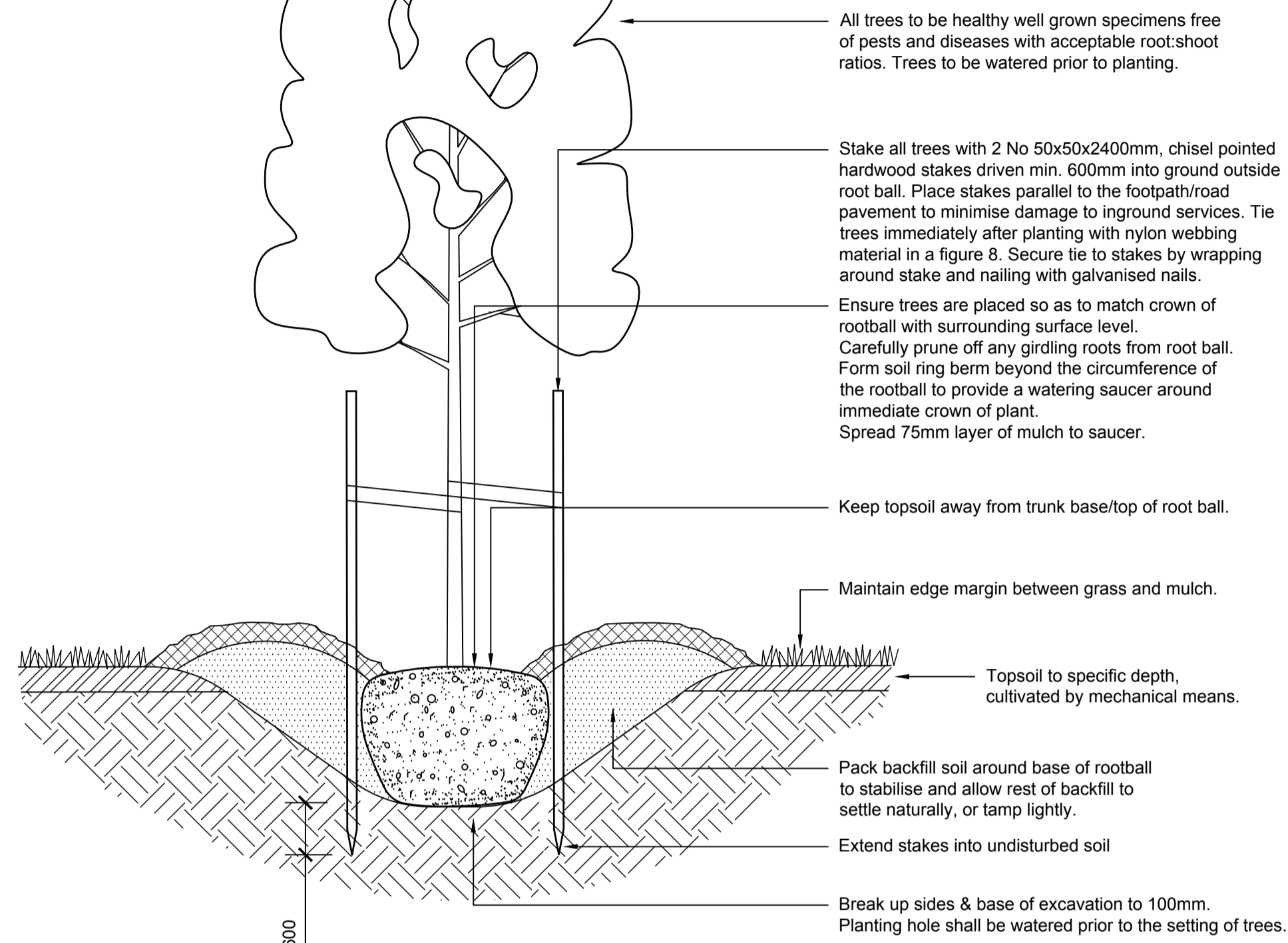
L1

Streetscape Plant Schedule

Symbol	Botanical Name	Common Name	Installed Size	Installed height/density	Qty.
Ac	<i>Acer campestre</i> 'Evelyn' Queen Elizabeth	Queen Elizabeth Maple	45 lit / 30mm cal.	2.5m	47
Af	<i>Acer x freemanii</i> 'Jeffersred' Autumn Blaze	Jeffersred Maple	45 lit / 30mm cal.	2.5m	15
Pc	<i>Pyrus calleryana</i> x <i>betulaefolia</i> 'Edgedell'	Ornamental Pear	45 lit / 30mm cal.	2.5m	29
Qr	<i>Quercus robur</i>	English Oak	45 lit / 30mm cal.	2.5m	16
Up	<i>Ulmus parvifolia</i> 'Todd'	Chinese Elm	45 lit / 30mm cal.	2.5m	15

Total 122

Note:
 Width of planting hole is 3 times rootball diameter in highly compacted soil, and 2 times rootball diameter minimum in all others.
 In compacted soils loosen the compacted soil around the planting hole.
 Regularly check soil moisture of root ball with soil probe.
 Initial watering of trees to take place immediately after planting. The watering saucer is to be filled a minimum of two times, with suitable water.
 Trees are to be placed to ensure the rootball is not higher than the surrounding soil.
 Keep topsoil and mulch away from the base of the tree trunk, to avoid collar rot or trunk damage. Where required, root control barriers to be installed in 6.0m lengths, located between tree and footpath, as confirmed on site.
 Location of services to be verified on site by Landscape Contractor with the responsible Authority prior commencing excavation.



- All trees to be healthy well grown specimens free of pests and diseases with acceptable root:shoot ratios. Trees to be watered prior to planting.
- Stake all trees with 2 No 50x50x2400mm, chisel pointed hardwood stakes driven min. 600mm into ground outside root ball. Place stakes parallel to the footpath/road pavement to minimise damage to inground services. Tie trees immediately after planting with nylon webbing material in a figure 8. Secure tie to stakes by wrapping around stake and nailing with galvanised nails.
- Ensure trees are placed so as to match crown of rootball with surrounding surface level. Carefully prune off any girdling roots from root ball. Form soil ring berm beyond the circumference of the rootball to provide a watering saucer around immediate crown of plant. Spread 75mm layer of mulch to saucer.
- Keep topsoil away from trunk base/top of root ball.
- Maintain edge margin between grass and mulch.
- Topsoil to specific depth, cultivated by mechanical means.
- Pack backfill soil around base of rootball to stabilise and allow rest of backfill to settle naturally, or tamp lightly.
- Extend stakes into undisturbed soil
- Break up sides & base of excavation to 100mm. Planting hole shall be watered prior to the setting of trees.

Detail 1 Advanced tree

Scale 1:20 @ A1
 0 200 600mm



Designed for Living

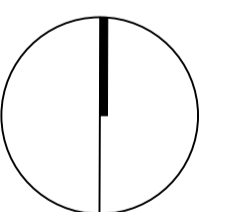


Graeme Bentley Pty Ltd Level 3, 248 Burwood Rd Telephone 03 9818 1494
 ACN 005 493 130 Hawthorn 3122 Victoria Email gbja@gbla.com.au
 ABN 91 005 493 130 PO Box 2376
 Hawthorn 3122

FOR APPROVAL

Print Date: 10.11.2016
 Amendments

Job Number 06068 Scale As Shown North
 Date 02.05.2016
 Drawn NM
 Checked SW
 Title



Marriott Waters Estate
 Stage 30 - Streetscapes

Landscape Construction Documentation
 Landscape Construction Detail

Drawing Number

L2